



POLAND WEEKLY REVIEW

MACROECONOMICS AND FINANCIAL MARKETS

**IN FOCUS /
MACROECONOMICS**

- Deregulation of state-controlled prices to boost core inflation to above 4% y/y in 2008 • pages 2-3
- Infectious hawkish stance among the MPC members

FIXED INCOME

- Inflation becoming an issue again • page 3-4

**FI
RECOMMENDATION**

- Pay short end. Add on dips.

MONEY MARKET

- Carry still above the main rate
- CPI, IO and PPI figures keep us bearish for the next week • page 4

**MM
RECOMMENDATION**

- Buy 1Y swaps and Wibor OISs

FOREIGN EXCHANGE

- Zloty stronger
- Volatility untouched • pages 5

**FX
RECOMMENDATION**

- Sell on upticks
- Short EURPLN gamma/Short USDPLN vega

**MARKET PRICES
CONTACT LIST
DISCLAIMER**

- page 5
- page 6
- page 7

PREVIEW: The week of February 22nd to February 29th

Indicator	Date of release	Period	BRE fore-cast	Consensus	Last	Comment
Retail sales y/y	Feb 25	Jan	18.5%	16.4%	12.4%	Recent fall in retail growth was triggered by the substantial dip of food sales; we see them to rebound, as well as other categories.
MPC decision	Feb 27	-	5.50%	5.25%	5.25%	Hawkish stance conforming to the scenario sketched by D. Filar has been gaining (at least temporary) support of other MPC members.
GDP y/y	Feb 29	Q4	6.2%	6.0%	6.4%	Investment remains the main engine of growth.

In Focus / Macroeconomics

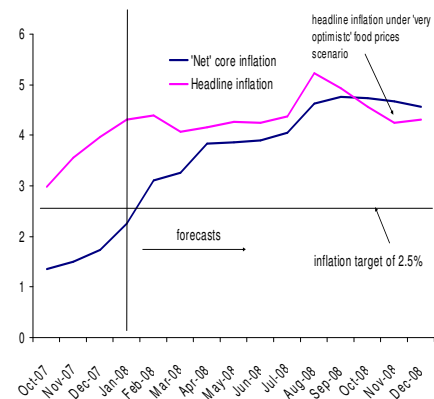
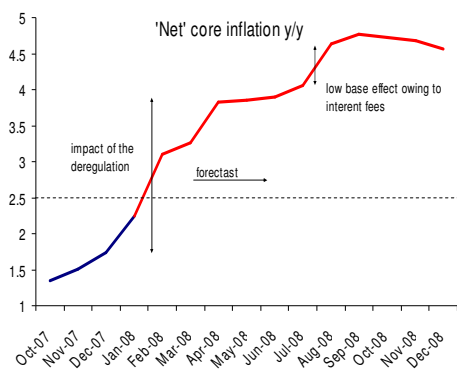
Deregulation of state-controlled prices to boost core inflation to above 4% y/y in 2008

Polish CPI inflation soared to 4.3% y/y in January from 4.0 recorded in December. The rise can be only partially attributed to rising food prices. What seems to be of much higher importance the core inflation, which edged up to 2.2% from 1.7% recorded in December 2007, has been boosted by the deregulation of state controlled prices (litter disposal, water supply and electricity etc.). The information we gathered from the Central Statistical Office and various energy distributors lead us to the conclusion that the deregulation process may boost core inflation to above 4% in the coming months.

Our reasoning is as follows:

- January inflation data have included only the higher prices of energy distribution (40% of the energy bills; the remaining part consist of energy costs itself) and the increase reflected in tariffs reported by some regional energy providers – appropriate bills were sent to consumers in January despite the fact that consumer watchdog allowed the price-lists to be altered no sooner than in February 1.
- Increases of prices of the pure energy (60% of the energy bill), however, will be included in February CPI (apart from the already accounted tariffs of few regional providers), thus the main impact of higher energy prices is about to come.
- According to our estimates, the prices of energy rose in February by 12-16%. Taking into account the 60% weight of the component we may expect another spike in core net inflation (January core measure surged 0.7% m/m; in February we may see another jump of 0.7-0.9% which will lead annual net core inflation beyond 3% mark).
- Other hikes of state-regulated prices to be implemented in spring will lead core inflation to above 3.5%; price of natural gas is likely to increase by 15-30% starting from April 1. Moreover, another increase in energy prices cannot be ruled in late spring.

Taking into consideration the second-round impacts of the controlled prices hikes (increases in producer prices and higher prices in other categories in CPI basket, with hotels and restaurants as the most obvious example) we expect the core inflation to reach the interval 3.5-4.5% at the end of 2008. One should note that the persistence in inflationary processes may be additionally fuelled by soaring wages and employment - contributing to fast rises of wage fund. Employment increased 5.9% y/y in January and wages jumped to annual 11.5%. Though the rises have been mainly generated by the change of the sample on which the Statistical Office performs calculations, fast growing enterprises are those who can afford to pay a better remuneration - the data only confirms that the so far published figures were biased, leading straight to conclusion that this year the internal demand will still play havoc with core inflation measures.



In our opinion a substantial rise of core inflation will probably neutralize the widely expected (mostly by the MPC members) fall of prices of food and fuels, allowing the CPI inflation to stay above the upper bound of the Central Bank's tolerance band.

Infectious hawkish stance among the MPC members

Hawkish MPC fraction lost much steam along with the release of December figures. However, February publications altered the picture significantly. Bearish figures (probably together with "raw output" of inflation projection) made D. Filar picture the most hawkish scenario – since then we observe a gradual proliferation of such an attitude among other rate-setters. It seems the local factors have once again gained on importance, driving rate expectations upwards.

Professor Filar regards the reference rate at 5.75-6% as the one guaranteeing a gradual return of inflation towards the target. In his opinion, the best timing of hikes is Q1 – it is then when the monetary policy has the greatest influence on inflation. He sees the fast tightening as the action influencing inflation expectations, making expected second-round effects less severe. Professor Filar believes that the sketched scenario would allow the MPC to lower the rates in 2009 i.e. in times when economic growth may lose some steam. Commenting on this scenario we could not believe that such an extreme view, directly conforming to the mid term objective of the euro adoption, might find much support among the other members. In fact, it appears now it really did.

The clues offered by H. Wasliewska-Trenkner, M. Noga and A. Wojtyna suggest their stance remains hawkish. Recent comments released by S. Owsiak (to be honest – so far quite press-inactive MPC member) suggest the hawkish moods are gaining support relatively fast. He estimates economic growth quite optimistically at 6% in 2008 and largely neglects any influence of the slowdown in the U.S. citing buoyant domestic demand. In his opinion, recent releases of CPI and wages have considerably reduced the range of possible MPC movements. Professor Owsiak regards the occurrence of the second-round effects as highly probable and says he "cannot rule out a hike in February".

S. Owsiak belongs to the more reserved wing of the MPC. That is why his statement gives a good impression not only about his own, private comments, but also about the tone of discussion running within the MPC. We think there is a good chance that 25 bps. base rate increase will be put under consideration already in February and will gain sufficient support.

MEDIUM-TERM FORECATS

Indicator	2006	2007	2008
GDP y/y (%)	6.1	6.5	5.6
Inflation rate (%)	1.0	2.4	4.0
Current account (% of GDP)	-2.1	-4.5	-5.3
Unemployment rate (end-of-year)	14.9	11.4	9.8
NBP repo rate (end-of-year)	4.00	5.00	6.00

Source: GUS, NBP, BRE Bank, **bold** change on last week

Fixed Income

Inflation becoming an issue again.

Set of economic data published recently has changed the sentiment significantly. Apparently the whole rally was based mainly on one lower industrial output data, that caused some worry about economic growth. However this doesn't seem to be a problem at all, the problem we can be facing in the nearest future is inflation. For the past few month market was influenced by opinions that inflation would somehow slow down by itself, without any actions taken against it. But it seems that, being neglected by everyone, inflationary pressure has been building up in the background and now we start seeing it in the data. Furthermore, predicted price increases along with wages demands don't make the picture any more positive. Even the rethorics of council members if changing, dovish council members 'do not exclude hike during the next meeting'. Looking at current CPI level, we cannot imagine next inflation projection to show inflation going close to the target i second half of the year. We think MPC will finally have to undertake necessary actions. From that perspective, we think current short end yields are low and we recommend building pay positions up to 2y and using any strenghtenings to add to these positions. We're more positive for the long end of the curve - wide spread to the euro curve, rating

outlook and talks about possible euro-zone entry limit losses and give some room for strengthening.

RECOMMENDATION:

Pay short end. Add on dips.

AUCTIONS

	next auc.	offer	avg yield last	last auction date
13 Week T-bills	-	-	4.208%	1/16/2006
26 Week T-bills	-	-	3.943%	4/24/2006
52 Week T-bills	3/10/2008	-	5.652%	2/11/2008
2Y T-bond OK0709	4/4/2008	-	6.189%	1/2/2008
5Y T-bond PS0413	3/5/2008	-	5.729%	2/6/2008
10Y T-bond DS1017	4/9/2008	-	5.785%	2/13/2008
20Y T-bond WS0922	5/14/2008	-	5.794%	1/9/2008

Money Market

Carry still above the main rate; Open market operation a little bit larger than expected

As far as liquidity is concerned, last week was quite stable with short rates just above the main market rate. Open market operation (13.5 billion PLN against 13.3 billion PLN maturing papers) was a little bit higher than expected. It is a bit too early to predict rates at the end of the reserve but there were many players selling short Polonia OISs at relatively low levels.

Bearish sentiment after CPI, PPI, IO and wages figures; No signs of recovery in the nearest future

Figures were definitely the highlights of last week. Polish CPI, wages and producer prices rose faster than expected in January, boosting expectation of a rise interest rates on February. Polish producer prices rose 2,8% year-on-year, when analysts had predicted a rise of 2,1%. Statistical office showed CPI grew 4.3% y/y last month, above the 4.1% forecast and up from 4,0% in December. Industrial output rose 10,8%. Those figures brought another bearish wave. It made rates go up 20 bps at the long end of the curve at the end of the week and left us with bearish view for the coming days. MM curve discounts 50 bps rate hikes till the end of the year.

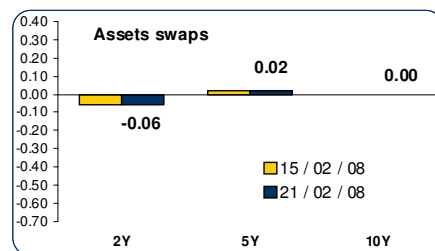
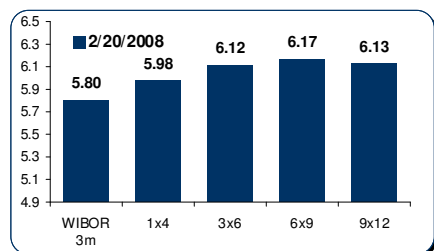
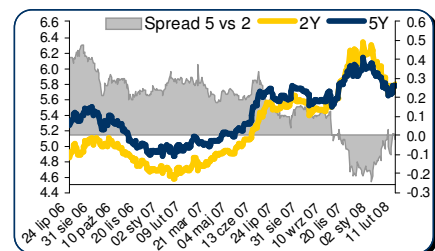
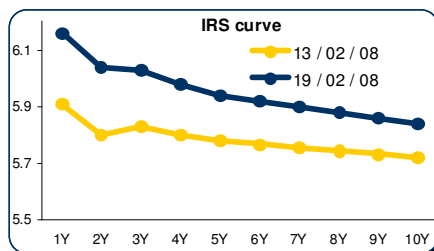
No T-bills auction

No T-bills auction. Next one is on Monday, 10th of March.

RECOMMENDATION:

Buy 1Y swaps and Wibor OISs.

FIXED INCOME & MONEY MARKET CHARTS



Foreign Exchange

Zloty stronger

This week zloty was traded between 3.5650 and 3.5920. Combination of warming global sentiment with both, higher expectations for rate hikes and possibility of rating upgrade made positive outlook for PLN what worked with support testing.

Volatility untouched

With stronger Zloty but still traded in range volatility curve stays untouched.

RECOMMENDATION:

Spot:
Main supports / resistances:
EUR/PLN: 3.5550 / 3.5950
USD/PLN: 2.3800 / 2.4700

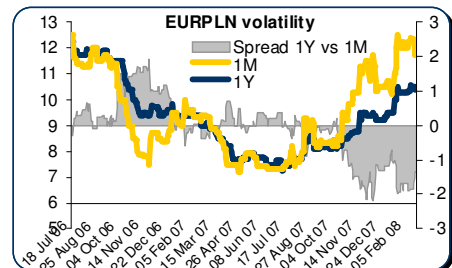
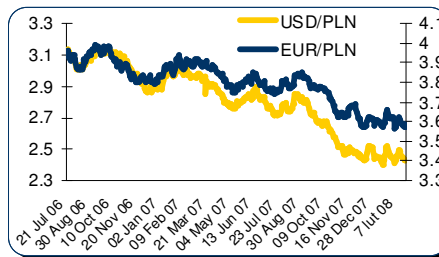
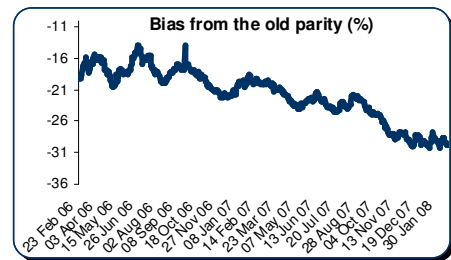
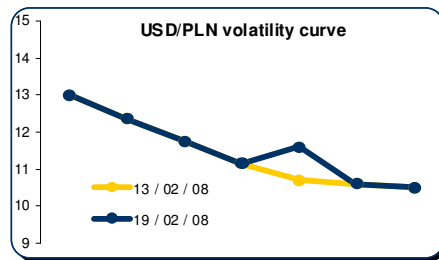
Sell on upticks

With improving both, global and local sentiment we see selling EURPLN on upticks as most profitable idea these days

*Short EURPLN
gamma/Short USDPLN vega*

Options:
We advice to trade small amounts of short EURPLN gamma. We see 11.0 for 6M and 10.80 for 1Y as good entry level in short USDPLN vega position.

FX CHARTS



MARKET PRICES UPDATE**MONEY MARKET RATES**

Money market rates (Closing mid-market levels)						
date	3M		6M		1Y	
	FXSW	WIBOR	FXSW	WIBOR	FXSW	WIBOR
13/02/08	5.55%	5.57%	5.73%	5.76%	5.89%	5.99%
14/02/08	5.56%	5.57%	5.77%	5.76%	5.96%	5.98%
15/02/08	5.66%	5.57%	5.89%	5.76%	6.14%	6.00%
18/02/08	5.65%	5.61%	5.85%	5.82%	6.06%	6.06%
19/02/08	5.71%	5.67%	5.90%	5.86%	6.20%	6.07%

FRA MARKET RATES

FRA Market Rates (Closing mid-market levels)					
date	1X4	3X6	6X9	9X12	6X12
13/02/08	5.77%	5.84%	5.84%	5.80%	5.86%
14/02/08	5.78%	5.87%	5.89%	5.84%	5.94%
15/02/08	5.83%	6.01%	6.03%	5.98%	6.04%
18/02/08	5.89%	6.10%	6.12%	6.12%	6.16%
19/02/08	5.92%	6.09%	6.12%	6.09%	6.15%

FIXED INCOME MARKET RATES

Fixed Income Market Rates (Closing mid-market levels)								
date	1Y		2Y		5Y		10Y	
	WIBOR	TB	IRS	OK0709	IRS	PS0511	IRS	DS1017
13/02/08	5.99%	5.08%	5.57%	5.29%	5.72%	5.69%	5.73%	5.76%
14/02/08	5.98%	5.05%	5.57%	5.29%	5.71%	5.68%	5.72%	5.76%
15/02/08	6.00%	5.05%	5.57%	5.34%	5.71%	5.67%	5.71%	5.76%
18/02/08	6.06%	5.05%	5.56%	5.30%	5.71%	5.65%	5.72%	5.75%
19/02/08	6.07%	5.03%	5.56%	5.34%	5.70%	5.68%	5.70%	5.75%

PRIMARY MARKET RATES

Last Primary Market Rates							
	au. date	maturity	avg price	avg yield	supply	demand	sold
52W TB	07/12/03	08/12/03	95.415	5.74%	2000	33116	2000
OK0710	08/01/02	09/07/25	85.730	6.19%	1800	2047	1654
PS0413	08/02/06	13/04/25	97.852	5.73%	2500	4206	2500
DS1017	07/10/10	17/10/25	96.607	5.70%	1800	5061	1800

FX VOLATILITY

date	USD/PLN 0-delta stradle				25-delta RR		25-delta FLY	
	1M	3M	6M	1Y	1M	1Y	1M	1Y
13/02/08	12.40	11.30	10.80	10.55	0.75	0.85	0.30	0.35
14/02/08	12.35	11.15	10.70	10.50	0.75	0.85	0.30	0.35
15/02/08	12.35	11.15	10.70	10.50	0.75	0.85	0.30	0.35
18/02/08	12.35	11.15	10.70	10.50	0.75	0.85	0.30	0.35
19/02/08	12.35	11.15	10.70	10.50	0.75	0.85	0.30	0.35

PLN SPOT PERFORMANCE

PLN spot performance			
date	USD/PLN	EUR/PLN	bias
13/02/08	2.4453	3.5902	-29.55%
14/02/08	2.4461	3.5793	-29.67%
15/02/08	2.4290	3.5759	-29.90%
18/02/08	2.4342	3.5838	-29.75%
19/02/08	2.4255	3.5761	-29.94%

Note: parity on 11/04/00 – USD= 4.3806, EUR=4.2196, basket share 50:50
Mid-market volatility of vanilla option strategies

Contact Details

BRE BANK SA

**Ul. Senatorska
18
00-950 Warszawa
P.O. Box 728
Poland**

**Reuters Pages:
BREX, BREY,
and BRET**

Bloomberg: BRE

**SWIFT:
BREXPLPW**

www.brebank.pl

Forex (BREX) - FX Spot & Options

Marcin Turkiewicz (+48 22 829 01 84) Marcin.turkiewicz@brebank.pl
Jakub Wiraszka (+48 22 829 01 73)
Tomasz Chmielarski (+48 22 829 01 78)

Fixed Income (BREP) - FRA, IRS, T-Bonds, T-Bills

Łukasz Barwicki (+48 22 829 01 93) Lukasz.barwicki@brebank.pl
Paweł Białczyński (+48 22 829 01 86)

MM (BREP) - MM, FX Swaps

Bartłomiej Małocha (+48 22 829 01 77) Bartlomiej.malocha@brebank.pl
Tomasz Wołosz (+48 22 829 01 74)

Structured Products (BREX)

Jarosław Stolarczyk (+48 22 829 01 67) Jaroslaw.stolarczyk@brebank.pl
Jacek Dereziński (+48 22 829 01 69)

Institutional Sales (BRES)

Inga Gaszkowska-Gębska (+48 22 829 12 05)

Research

Ernest Pytlarczyk (+48 22 829 01 66) Research@brebank.pl
Marcin Mazurek (+48 22 829 0183)
Radosław Cholewiński (+48 22 829 12 07)

Financial Markets Department

Phone (+48 22 829 02 03)
Fax (+48 22 829 02 45)

Treasury Department

Phone (+48 22 829 02 02)
Fax (+48 22 829 02 01)

Financial Institutions Department

Phone (+48 22 829 01 20)
Fax (+48 22 829 01 21)

Back Office

Phone (+48 22 829 04 02)
Fax (+48 22 829 04 03)

Custody Services

Phone (+48 22 829 13 50)
Fax

Disclaimer**Distribution and use of this publication**

The review note is based on the information available to the public. This review note is provided to you for information purposes only and is not intended as advice on any particular matter or as recommendation, offer or solicitation for purchase or sale of any financial instrument and should not be taken as such. BRE Bank SA, its directors, officers, executives, managers, servants or agents expressly disclaim all liability to any person in respect of anything, and in respect of the consequences of anything, done or omitted to be done, wholly or partly, in reliance upon the whole or any part of the contents of this review note. The opinions and estimates contained herein reflect the current judgment of the author(s) on the date of this document and are subject to change without notice. The opinions pointed in review do not necessarily correspond to the opinions of BRE Bank SA. The past performance of financial instruments is not indicative of future results. No assurance can be given that any financial instrument or issuer described herein would yield favourable investment results. No client or other reader should act or refrain from acting on the basis on any matter contained in it without taking specific independent professional advice on the particular facts and circumstances in issue. Copyright protection exists in this publication and it may not be, even partially, reproduced or distributed without the prior written agreement with BRE Bank SA.