



POLAND WEEKLY REVIEW

MACROECONOMICS AND FINANCIAL MARKETS

**IN FOCUS /
MACROECONOMICS**

- October CPI data not surprising
- Fundamentals and EMU entering issues speak for elevated FX volatility

• pages 2-3

FIXED INCOME

- Finally a calm week on a FI market

• page 3

**FI
RECOMMENDATION**

- Open 1y ag 10y at current level (-50bp)

MONEY MARKET

- Waiting for the MPC
- Repo operation released additional cash

• pages 3-4

**MM
RECOMMENDATION**

- Sell 6m Polonia at current levels.

FOREIGN EXCHANGE

- Zloty slightly weaker
- Volatility in a range

• pages 4-5

**FX
RECOMMENDATION**

- Play range
- Short vega

**MARKET PRICES
CONTACT LIST
DISCLAIMER**

 • page 6
 • page 7
 • page 8

PREVIEW: The week of November 14th to November 20th

Indicator	Date of release	Pe-riod	BRE forecast	Consensus	Last	Comment
M3 Supply y/y	14 Nov	Oct	17.5%	17.8%	17.1%	Substantial growth rate of household deposits driven by the run from investment funds (26% y/y). Firm deposits still running at modest pace – 4.5% y/y.
Employment y/y	18 Nov	Oct	3.8%	3.7%	4.1%	Softer business tendency indicators in financial intermediation, avalanche continues in transport and manufacturing. High statistical base from the last year works towards lower reading.
Average wage y/y	18 Nov	Oct	8.9%	9.6%	10.9%	High 2007 statistical base. The trend of wages slowly bends down. We expect the December growth rate of wages At 7-8% y/y.
Industrial output y/y	20 Nov	Oct	-1.2%	1.2%	7.0%	No difference in working days. Large drops in business tendency indicators concerning current output and prospect manufacturing (new export orders drowning). Surprisingly high reading of the PMI output component make us point to asymmetric upward risk.
Producer prices y/y	20 Nov	Oct	2.0%	2.4%	2.1%	Higher import prices (EURPLN and USDPLN appreciation) and considerably lower price assessment of firms (business tendency indicators). Low statistical base from 2007; lower regional PPI readings (e.g. Czech Rep.).

In Focus / Macroeconomics

October CPI data not surprising

CPI inflation hit 4.2% y/y in October after 4.5 recorded in September. Whereas food and fuel prices came in line with our expectations, energy prices were much harder to predict – they rose 1.7%, lifting the housing maintenance costs 0.9% upwards. It is interesting that core "categories" connected mainly with services, showed only modest increases (or even monthly drops). We expect core "net" inflation to top 4.4% y/y (mainly on energy prices) and the new measure (excluding energy and food) to ease to 2.9% y/y.

Headline figure will be brought downwards in coming months by food, fuel prices and statistical effects. Net core inflation is going to stay elevated though, owing to increases in state-regulated prices. Higher inflation is unlikely to enter a self-inducing spiral as wage demands are likely to be left unfilled as economy is heading towards softer GDP growth which enacts cost-cutting procedures. There is a room for monetary easing this year, however, elevated core inflation is still likely to propel some hawkish comments. It is the real sphere to decide. Should the historical PMI-GDP correlation hold in the future, we may see a sharp softening of economic activity in Q4 2008 and Q1 2009. This will clear the way for repo rate cuts. We even do not rule out a small, 25 bp. step in November.

Judging by the current shape of the yield curve (despite higher zloty volatility market has priced in massive rate cuts to come) the eventual rate cuts will only have very limited additional effects on the zloty exchange rate. We see however zloty weaker due to cyclical and flow-related factors in the coming months (see the piece below).

Fundamentals and EMU entering issues speak for elevated FX volatility

The C/A data released yesterday were far from being a real shocker. The reading actually met market expectations by reaching -1.9 bn EUR. As for its components we saw (a bit surprising though, but in current conditions - unsustainable) narrower trade deficit which resulted mainly from elevated exports. As for the other C/A items, they were worse than in the previous month. The closely followed C/A deficit to GDP ratio stood in September at 5.1% - taking into consideration the recent developments (in domestic and the global economy as well), this is hardly the target level of the aforementioned relation. We expect the downward move to continue.

Really scary figures are likely to pop into daylight in coming months. First of all, we experienced a sharp depreciation of the domestic currency. The so-called J-curve effect is then likely to exert significant downward pressure on trade balance items in coming months (owing to relatively dearer imports in terms of domestic currency or, equivalently cheaper exports in foreign currency). If the effect was to work out perfectly, we would see a slowly narrowing balance of trade deficit in longer term owing to the increased competitiveness of exports in longer term and consumers shifting towards domestic (and relatively cheaper) goods. Such a scenario may be hard to materialize though owing to the weakness of the overall economy and relative strength of Polish consumption (at least considerably outpacing the foreign one). To sum up: the bottom of trade balance (and hence C/A as well) may be more severe than the one stemming from J-curve effect; we may expect a slower improvement as well. It is rather obvious that such a tendency may trigger foreign investors to sell of the zloty as a currency based on weaker footings. It is not the end of the story...

The ruling Civic Platform was given a lot of confidence by foreign investors just after the elections, which of course included (among other issues) its drive to fast euro adoption. The wish seemed to be coming true when D. Tusk announced the euro adoption in 2011. Shortly after the road map to euro was issued...the process suddenly stuck in a deadlock. There are more and more obstacles including legal and political ones. The bucket of cold water was also poured by J-C. Trichet who thinks all these issues have to be settled before thinking about ERM2 entry. It is now quite clear that we would not enter EMU by back door and have to conform to all the criteria, including the legal ones (which is extremely hard owing to the lack of political consensus).

It is then reasonable to expect the elevated levels of volatility in the FX market, not only due to deteriorating fundamentals, but also because of political measures (the will to enter EMU fast) which apparently had been designed to help, but now may bode ill for the expectations on the

domestic currency.

MEDIUM-TERM FORECATS

Indicator	2006	2007	2008	2009
GDP y/y (%)	6.1	6.5	5.1	3.0
Inflation rate (% , average)	1.0	2.4	4.4	2.9
Current account (% of GDP, average)	-2.1	-4.5	-4.6	-5.3
Unemployment rate (end-of-year)	14.9	11.4	9.4	9.6
NBP repo rate (end-of-year)	4.00	5.00	6.00	4.75

Indicator	2008			2009	
	Q2	Q3	Q4	Q1	Q2
GDP y/y (%)	5.8	4.8	4.0	3.5	3.5
Inflation rate (% , average)	4.3	4.7	3.8	3.5	3.3
NBP repo rate (end-of-quarter)	6.00	6.00	5.75	5.25	5.00

Bold denotes changes from the last release with arrows showing the direction of changes

Fixed Income

Finally a calm week on the FI market.

Last week was rather calm on FI market. Curve stayed in rather steady range and "holiday period" help a little to calm the market. Turnover bonds in bonds and IRS stayed very timid, with most of the flow being dominated by liquidation of long positions in bonds. CPI figure came rather unnoticed, with market pricing easing still this year despite comments from hawkish side of the MPC. We still stay on the side ways of the market. We see little reason to put outright bets on the curve. We start to like steeper curve, with rate cuts pushing front end of the curve lower while problems with financing the deficit and the deficit itself will be becoming more and more an issue further into next year. We also think that ERM2 entry is getting less and less likely and we cannot rule out announcement about postponing the plan due to lack of political consensus which will put further pressure on the far end of the curve.

RECOMMENDATION:

Open 1y ag 10y at current level (-50bp)

AUCTIONS

	next auc.	offer	avg yield last	last auction date
13 Week T-bills	-	-	6.560%	10/27/2008
26 Week T-bills	-	-	6.409%	9/15/2008
52 Week T-bills	11/17/2008	-	6.395%	10/20/2008
2Y T-bond OK0710	12/3/2008	-	6.471%	8/6/2008
5Y T-bond PS0413	2/6/2009	-	5.926%	10/1/2008
10Y T-bond DS1019	2/13/2009	-	6.054%	4/9/2008
20Y T-bond WS0429	12/9/2008	-	5.992%	9/10/2008

Money Market

Waiting for the MPC

Repo operation released additional cash

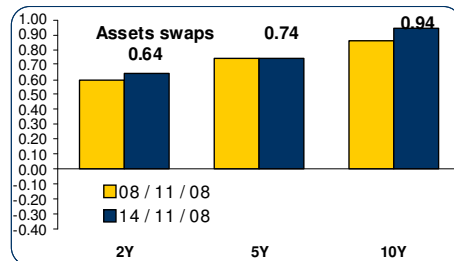
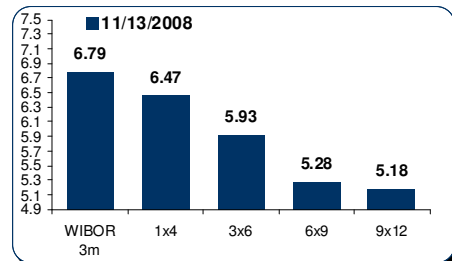
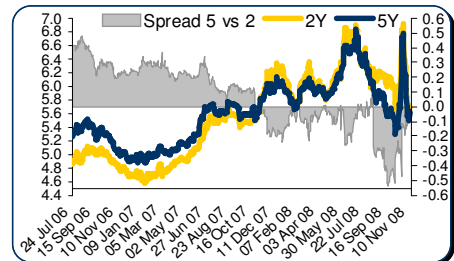
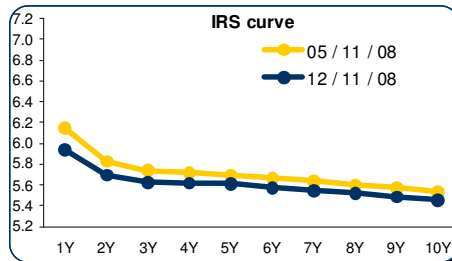
Shorter week due to national holiday brought not too many changes for longer rates. Market is still very slow and waiting seems to be the main activity.

However, for the cost of carry, Friday's open market operation changed a lot. Market bought 13 billion pln of money bills, against maturing papers worth slightly above 6 billion pln. This made the cash surplus disappear so as cheap carry. Rates shoot up from 5% to 7% just to stabilise nearby 6.5%. There was another repo operation on Tuesday which provided additional 5 billion pln for 91 days. This helped carry to get back to the main rate area. Tomorrow's OMO will show the trend for coming week.

RECOMMENDATION:

Sell 6m Polonia at current levels.

FIXED INCOME & MONEY MARKET CHARTS



Foreign Exchange

Zloty slightly weaker

This week zloty opened around 3.6000 levels and weakened toward 3.8400 on low liquidity market (Polish holiday). However move looks impressive bigger picture of PLN stays unchanged. It's still driven by global sentiment shifts and all levels between 3.50-4.00 are equally likely.

Volatility in a range

Volatility curve has been traded much about in range— EUR/PLN 1M was quoted between 27-37 and 1Y respectively 16-19. USD/PLN 1M was traded at 42.00 and 1Y at 26.00.

RECOMMENDATION:

SPOT

Main supports / resistances:
 EUR/PLN: 3.5300 / 3.8000
 USD/PLN: 2,5000 / 3.1000

Play range

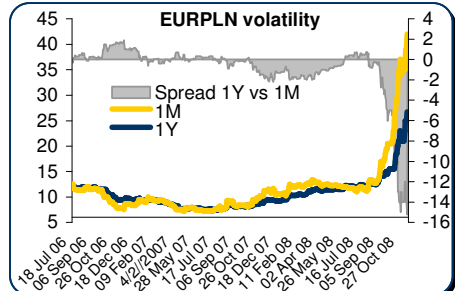
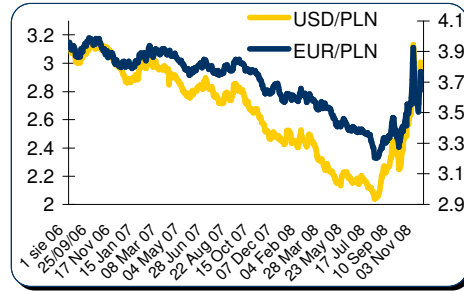
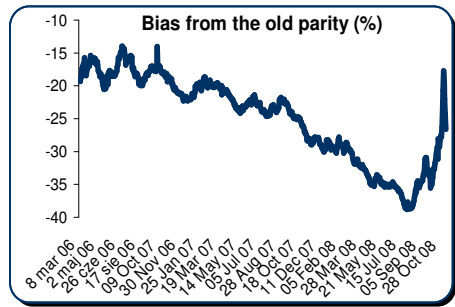
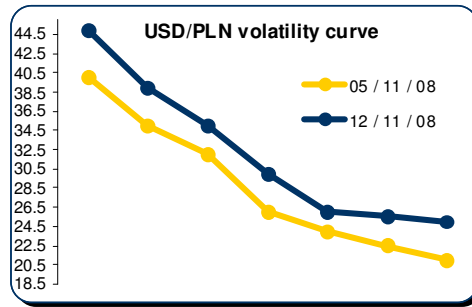
We suggest playing wide but narrowing EURPLN. Numbers for this week are 3.55-3.80

Short vega

OPTIONS

We believe in receiving some benefits from short vega especially on 6M and 1Y selling.

FX CHARTS



MARKET PRICES UPDATE**MONEY MARKET RATES**

Money market rates (Closing mid-market levels)						
date	3M		6M		1Y	
	FXSW	WIBOR	FXSW	WIBOR	FXSW	WIBOR
05/11/08	6.73%	6.84%	6.74%	6.76%	6.77%	6.79%
06/11/08	6.67%	6.83%	6.70%	6.49%	6.75%	6.59%
07/11/08	6.67%	6.83%	6.70%	6.74%	6.75%	6.79%
10/11/08	6.65%	6.82%	6.70%	6.74%	6.73%	6.78%
12/11/08	6.64%	6.79%	6.70%	6.73%	6.73%	6.77%

FRA MARKET RATES

FRA Market Rates (Closing mid-market levels)					
date	1X4	3X6	6X9	9X12	6X12
05/11/08	6.61%	6.11%	5.65%	5.52%	5.61%
06/11/08	6.52%	5.97%	5.47%	5.35%	5.42%
07/11/08	6.50%	6.00%	5.48%	5.30%	5.49%
10/11/08	6.51%	6.02%	5.39%	5.27%	5.40%
12/11/08	6.51%	5.97%	5.50%	5.30%	5.40%

FIXED INCOME MARKET RATES

Fixed Income Market Rates (Closing mid-market levels)								
date	1Y		2Y		5Y		10Y	
	WIBOR	TB	IRS	OK0709	IRS	PS0511	IRS	DS1017
05/11/08	6.79%	5.08%	5.57%	5.29%	5.72%	5.69%	5.73%	5.76%
06/11/08	6.59%	5.05%	5.57%	5.29%	5.71%	5.68%	5.72%	5.76%
07/11/08	6.79%	5.05%	5.57%	5.34%	5.71%	5.67%	5.71%	5.76%
10/11/08	6.78%	5.05%	5.56%	5.30%	5.71%	5.65%	5.72%	5.75%
12/11/08	6.77%	5.03%	5.56%	5.34%	5.70%	5.68%	5.70%	5.75%

PRIMARY MARKET RATES

Last Primary Market Rates							
	au. date	maturity	avg price	avg yield	supply	demand	sold
52W TB	08/10/20	09/10/20	93.920	6.40%	1000	739	495
OK0710	08/08/06	10/07/25	88.390	6.47%	1800	3724	1830
PS0413	08/10/01	13/04/25	99.132	5.93%	1800	4924	1856
DS1017	08/10/08	19/10/26	97.121	5.86%	2500	4472	2500

FX VOLATILITY

date	USD/PLN 0-delta stradle				25-delta RR		25-delta FLY	
	1M	3M	6M	1Y	1M	1Y	1M	1Y
05/11/08	35.00	26.00	24.00	21.00	7.00	6.50	0.80	0.80
06/11/08	35.00	26.00	24.00	23.00	7.00	6.50	0.80	0.80
07/11/08	37.00	26.00	24.00	25.00	7.00	6.50	1.00	1.00
10/11/08	39.00	28.00	24.00	25.00	8.00	7.50	1.00	1.00
12/11/08	39.00	30.00	26.00	25.00	9.00	8.50	1.20	1.20

PLN SPOT PERFORMANCE

PLN spot performance			
date	USD/PLN	EUR/PLN	bias
05/11/08	2.7306	3.5046	-20.72%
06/11/08	2.7571	3.5603	-17.75%
07/11/08	2.8428	3.6474	-19.46%
10/11/08	2.8332	3.6427	-22.09%
12/11/08	3.0065	3.7693	-24.49%

Note: parity on 11/04/00 – USD= 4.3806, EUR=4.2196, basket share 50:50
Mid-market volatility of vanilla option strategies

Contact Details**BRE BANK SA**

**Ul. Senatorska
18
00-950 Warszawa
P.O. Box 728
Poland**

**Reuters Pages:
BREX, BREY,
and BRET**

Bloomberg: BRE

**SWIFT:
BREXPLPW**

www.brebank.pl

Forex (BREX) - FX Spot & Options

Marcin Turkiewicz (+48 22 829 01 84) Marcin.turkiewicz@brebank.pl
Jakub Wiraszka (+48 22 829 01 73)
Tomasz Chmielarski (+48 22 829 01 78)

Fixed Income (BREP) - FRA, IRS, T-Bonds, T-Bills

Łukasz Barwicki (+48 22 829 01 93) Lukasz.barwicki@brebank.pl
Paweł Białczyński (+48 22 829 01 86)

MM (BREP) - MM, FX Swaps

Bartłomiej Małocha (+48 22 829 01 77) Bartlomiej.malocha@brebank.pl
Tomasz Wołosz (+48 22 829 01 74)

Structured Products (BREX)

Jarosław Stolarczyk (+48 22 829 01 67) Jaroslaw.stolarczyk@brebank.pl
Jacek Dereziński (+48 22 829 01 69)

Institutional Sales (BRES)

Inga Gaszkowska-Gębska (+48 22 829 12 05)

Research

Ernest Pytlarczyk (+48 22 829 01 66) Research@brebank.pl
Marcin Mazurek (+48 22 829 0183)
Radosław Cholewiński (+48 22 829 12 07)

Financial Markets Department

Phone (+48 22 829 02 03)
Fax (+48 22 829 02 45)

Treasury Department

Phone (+48 22 829 02 02)
Fax (+48 22 829 02 01)

Financial Institutions Department

Phone (+48 22 829 01 20)
Fax (+48 22 829 01 21)

Back Office

Phone (+48 22 829 04 02)
Fax (+48 22 829 04 03)

Custody Services

Phone (+48 22 829 13 50)
Fax

Disclaimer**Distribution and use of this publication**

The review note is based on the information available to the public. This review note is provided to you for information purposes only and is not intended as advice on any particular matter or as recommendation, offer or solicitation for purchase or sale of any financial instrument and should not be taken as such. BRE Bank SA, its directors, officers, executives, managers, servants or agents expressly disclaim all liability to any person in respect of anything, and in respect of the consequences of anything, done or omitted to be done, wholly or partly, in reliance upon the whole or any part of the contents of this review note. The opinions and estimates contained herein reflect the current judgment of the author(s) on the date of this document and are subject to change without notice. The opinions pointed in review do not necessarily correspond to the opinions of BRE Bank SA. The past performance of financial instruments is not indicative of future results. No assurance can be given that any financial instrument or issuer described herein would yield favourable investment results. No client or other reader should act or refrain from acting on the basis on any matter contained in it without taking specific independent professional advice on the particular facts and circumstances in issue. Copyright protection exists in this publication and it may not be, even partially, reproduced or distributed without the prior written agreement with BRE Bank SA.