



POLAND WEEKLY REVIEW

MACROECONOMICS AND FINANCIAL MARKETS

| | | |
|--|---|--|
| IN FOCUS / MACROECONOMICS | <ul style="list-style-type: none"> • Higher employment, solid industrial production growth and upside surprise in PPI • Towards the managed float in Poland | • pages 2-3 |
| FIXED INCOME | <ul style="list-style-type: none"> • Quite warning | • pages 3-4 |
| MONEY MARKET | <ul style="list-style-type: none"> • Carry still high • Club Med issue shows the path | • page 4 |
| FOREIGN EXCHANGE | <ul style="list-style-type: none"> • Zloty weaker • Implied volatility higher | • page 5 |
| MARKET PRICES CONTACT LIST DISCLAIMER | | <ul style="list-style-type: none"> • page 6 • page 7 • page 8 |

PREVIEW: The week of April 21st 2010 to May 28th 2010

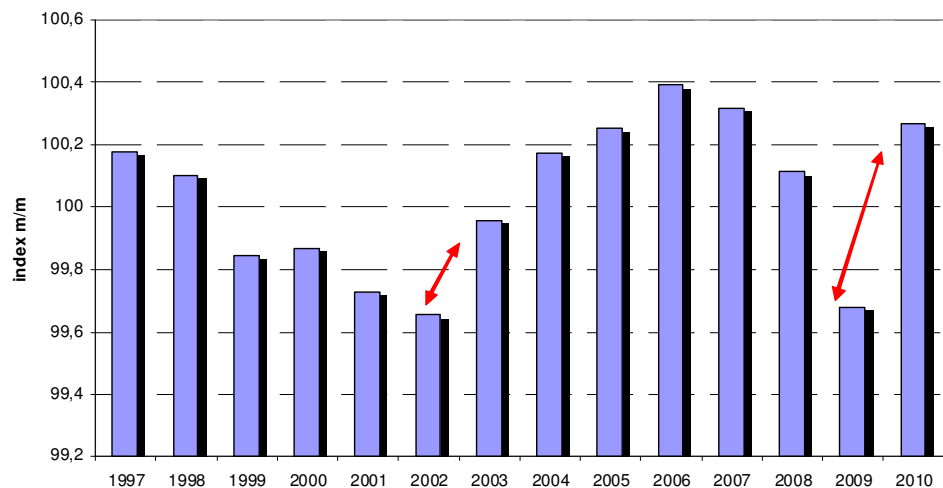
| Indicator | Date of release | Pe-riod | BRE forecast | Consensus | Last | Comment |
|--------------------|-----------------|---------|--------------|-----------|------|---|
| Core inflation y/y | May 21 | Apr | 1.8% | 1.8% | 2.0% | Some upward, surprising movement in tobacco and wearing apparel. |
| Retail sales y/y | May 26 | Apr | 0.8% | 3.8% | 8.7% | National mourning effect, after Easter sales effect, base effects from the last year. Significant drop in auto sales. |

In Focus / Macroeconomics

Higher employment, solid industrial production growth and upside surprise in PPI

Enterprise sector net hiring amounted in April to 14k, bringing annual growth rate of employment to 0.0% (a way above quite optimistic consensus of 0.2% y/y and our forecast). The labor market is swiftly making up the gap after the slowdown (mind the difference between the 2001-2002 slowdown, red arrows in the attached figure). The released data corroborates our view that the demand for labor is gaining momentum and in the following months we may expect positive monthly growth of employment on average. This process alone, accompanied by the overall rise of consumer optimism and good momentum in manufacturing sector, are likely to carry GDP growth over in the next quarters and 2011 (all this conditioned that there will be no major spill-over of debt crisis to banking sector. The worst case scenario is still not confirmed by money market spreads though.). In other words, recent data do not support the notion that GDP will soon enter the plateau phase, what reflects market consensus for now.

Monthly employment growth in April, 1997-2010



Industrial output rose by 9.9% y/y in April in line with the underlying trend. Slight drop in annual dynamics vs. 12.3% y/y seen in March is due to working days effects. In SA terms output rose by 8.8% only 1 pctg point below March figure. The breakdown continuously indicates strong exports component and co-movement with the rising industrial orders in German economy. While forecasting the industrial output for the next 1-2 months one should certainly account for some adverse effects related to the flood in Southern Poland. However, we do not expect the underlying trend to change soon.

As for producer prices, their growth amounted to 1.2% m/m (-0.5% y/y after -2.4% in the previous month) much above the value implied from our econometric model and consensus forecast. Part of the growth naturally stems from PLN depreciation, although the magnitude of the transmission seems quite high. It is probably not a coincidence that large depreciation matched a substantial rise of producer price expectations (the mechanism might have been simple this time: NBP intervention at the 3.82 EURPLN bottom fuelled expectations of higher exchange rate in the future, built-in immediately in price-lists). In the next months we may expect the growth of producer prices to calm down a bit, but the momentum might have been permanently inverted from downward to upward (see also a piece below on the managed float in Poland). So far the growth of producer prices is neutral for CPI inflation and any transmission of higher prices will be for some time disguised by base effects in the CPI. However, the transmission is very likely to become visible in H2, along with accelerating economy.

Towards the managed float in Poland

Yesterday we saw Polish FinMin selling the euro via a state owned BGK Bank (it is the second

such move over the last 12 months). It was the 4.20 EURPLN level which triggered the intervention. FinMin in its communiqué on the web page reiterated that it may use the zloty mispricing (deviation from fundamentals) to sell the euro also in the future, which we see as a clear commitment to further interventions. This strategy, corresponds to the ideas of introducing managed float in Poland presented by some MPC members (Bratkowski in particular). Taking into account the April NBP intervention at the EURPLN level of 3.82 which was aimed to revert the zloty appreciation, it is easy to calculate that the preferred level of the EURPLN should be close to 4.00.

The underlying cause for the FinMin intervention was the break of mid-term EURPLN-EURUSD correlation and abrupt zloty weakening. One should note, however, that the most recent market reaction was probably linked to the exchange rate policy pursued by the NBP. April NBP intervention might have created the impression that there is a limit for further zloty appreciation. Thus the risks for the zloty seemed to be asymmetric and the dominating trade was to bet on a rapid, limit-less zloty depreciation. This happened to be triggered by a shaky situation on the global market and significant outflow of foreign capital from the Warsaw Stock Exchange (WSE was among those worse hit by the recent correction).

Through such a behavior, FinMin and NBP expose themselves on a serious risk. In case when the alleged defended levels (4.20) are broken by portfolio investors, we may expect the pace of depreciation to gain in speed (investors seeking another defended levels). However, such a scenario's probability is low if only global financial markets stay stable (in these circumstances managed float seems a sensible policy as it prevents small scale but persistent EURPLN speculation). The mentioned probability would rise substantially if capital outflow and home bias (phenomena recently gaining importance in the global markets) gain strength. In such a state of the world any defense positions are deemed to fail.

Currency interventions and abandoning the free float regime carry also some strict economic risks: higher inflation and lack of amortization of idiosyncratic shocks. Such a strategy may only support building of imbalances in the Polish economy.

MID-TERM FORECATS

| Indicator | 2007 | 2008 | 2009 | 2010 | 2011 |
|-------------------------------------|------|------|------|------|------|
| GDP y/y (%) | 6.5 | 4.8 | 1.7 | 3.5 | 4.5 |
| Inflation rate (% , average) | 2.4 | 4.3 | 3.5 | 2.3 | 2.9 |
| Current account (% of GDP, average) | -4.5 | -5.3 | -1.6 | -2.7 | -3.7 |
| Unemployment rate (end-of-year) | 11.4 | 9.5 | 11.9 | 12.1 | 10.9 |
| NBP repo rate (end-of-year) | 5.00 | 5.00 | 3.50 | 4.00 | 5.50 |

| Indicator | 2009 | | | | 2010 | |
|--------------------------------|------|------|------|------|------|------|
| | Q1 | Q2 | Q3 | Q4 | Q1 | Q2 |
| GDP y/y (%) | 0.8 | 1.1 | 1.7 | 3.1 | 3.5 | 3.6 |
| Inflation rate (% , average) | 3.2 | 3.7 | 3.5 | 3.3 | 3.0 | 2.1 |
| NBP repo rate (end-of-quarter) | 3.75 | 3.50 | 3.50 | 3.50 | 3.50 | 3.50 |

Bold denotes changes from the last release with arrows showing the direction of changes

Fixed Income

Quiet warning.

Last week FI market was rather calm. Despite touching high in the 2y10y at 115bp activity was rather limited. Reaction after higher than expected CPI release (2.4 versus 2.3 expected) was rather tame. Curve moved up by no more than 3-5bp, and to the surprise the worse performer was the long end of the curve. Move was quickly faded and price action remained in very tight range. As for the road bonds auction, they sold at reasonably neutral price. But as the week was ending, the sentiment started to deteriorate. There is hardly any new news in the market, but the MPC behavior (exchange-rate-centric approach, plus quarrels among the rate-setters body) looming presidential elections, the flood in southern part of Poland; all is making situation look difficult from investment perspective. The other problem is that we didn't have any proper sell off in bonds, or in ASW to be more precise, which would clear the tension from the market. Our view is that positioning is rather heavy and it has been build at rather unfavorable level. EURPLN is trying to find its new range, and everyday it stays well above 4.00, which may be helping economy (we argue it needs extra stimulus over here) but it is definitely influencing CPI in a nasty

way (the PPI reading for the last month shows that there are some inflationary mechanisms in the economy after all ...). Other harmful factor is volatility. While one observed on the FX market, WSE is in a rising trend, one should be very careful, cause we may see a sudden move in bonds/rates. Economy is moving away from equilibrium which we used to enjoy over the last 2-3 years ... it is now just a quiet warning. Generally, we are looking forward to see some risk premium in the curve ... a lot more risk premium.

AUCTIONS

| | next auc. | offer | avg yield last | last auction date |
|-------------------|-----------|-------|----------------|-------------------|
| 13 Week T-bills | - | - | 6.142% | 12/9/2008 |
| 26 Week T-bills | - | - | 4.456% | 5/4/2009 |
| 52 Week T-bills | 5/31/2010 | - | 3.794% | 5/17/2010 |
| 2Y T-bond OK0712 | 6/2/2010 | - | 4.802% | 5/5/2010 |
| 5Y T-bond PS0415 | 7/14/2010 | - | 5.156% | 5/12/2010 |
| 10Y T-bond DS1019 | 6/16/2010 | - | 5.586% | 4/14/2010 |
| 20Y T-bond WS0429 | 6/16/2010 | - | 6.170% | 9/23/2009 |

Money Market

Carry still high

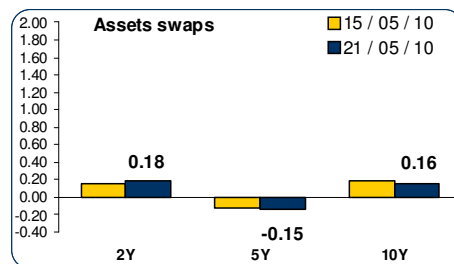
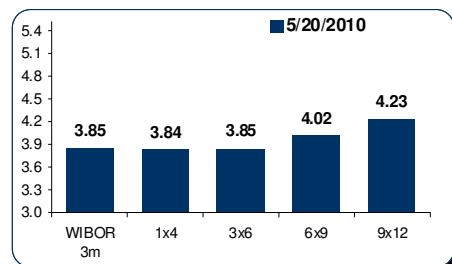
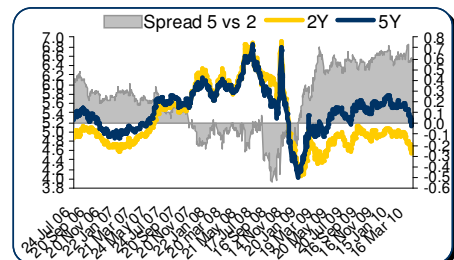
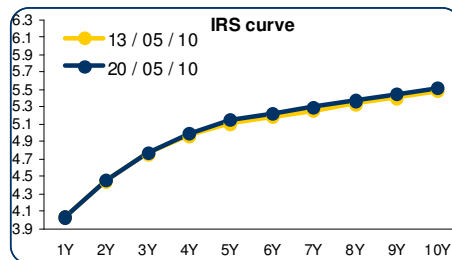
Cost of carry relatively high comparing to the funds available in the system. Probability of cheap end of the reserve still high. Too soon to announce the change in the trend, however this issue should be observed very carefully. Tomorrow's open market operation will be definitely indicative what happens at least short term. On the other side the higher uncertainty on the financial markets the cheaper cash should be, reflecting increased risk aversion. Therefore the current situation may be nothing more than temporary disorder.

Club Med issue shows the path

Longer rates slightly up, however risk is still growing due to the Club Med countries, and threat that EU plus IMF aim is just postponing a real crash. Currency is weakening and the correlation of the interest rates with the exchange rates is broken now. Mean reversion mechanism is very likely though.

Real economy data quite good this month and so far. CPI slightly above expectation, wages slightly below. Signals from the labor market are still improving.

FIXED INCOME & MONEY MARKET CHARTS



Foreign Exchange

Not Zloty weaker, but Zloty weaker again to be more precise. Fundamental roots and complexity of Eurozone problems are likely to affect risk aversion level for more than short-term trading.

Zloty weaker

This week has started with EURPLN trading around 4.04, to briefly dive below 4.000 only to shoot up to 4.2050 resistance. Where for time being the local resistance has been met not without the help of ministry of finance selling EURPLN via BGKW on the market. The swings of USD/PLN were even more extensive.

Implied volatility higher

Secondary trading of same levels has run on lower realized volatility. In other words 4.5% higher EURPLN rate translated into 18.6% volatility. Number still high but not as shocking as previous 40ish levels. Anyway weaker Zloty in a 'hostile environment' took implied curve higher, benchmarks 3M and 1Y were traded at 14.5 and 13.75, whilst last week close levels were 13.0 and 12.25. Smile reaction was bit harder: 3M 25D RR was traded at 4.5 - 1 vol higher than previous week's close. USDPLN vs EURPLN currency spread driven by new spikes in EURUSD vols has fixed at 7.5%

Short-term forecasts:

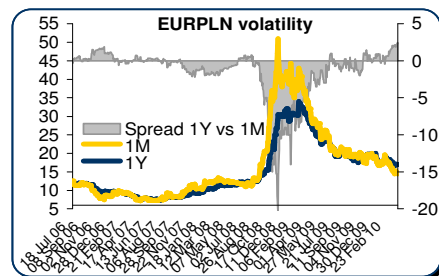
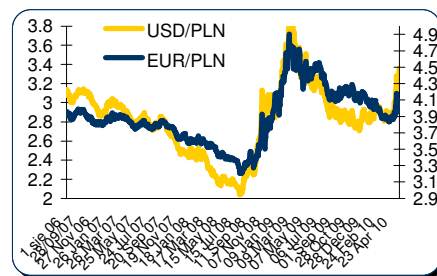
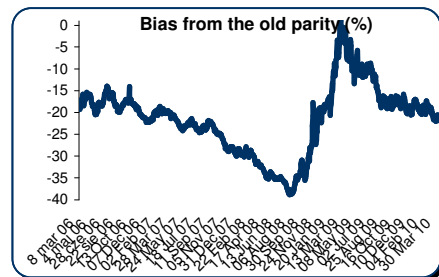
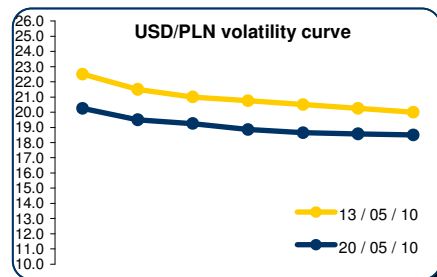
SPOT
 Main supports / resistances:
 EUR/PLN: 4.0650 / 4.2400
 USD/PLN: 3.2120 / 3.5750

We have not seen such expected consolidation but big come back to risk aversion trading. Because these levels were traded before local real flows are limited, but series of EURPLN negative recommendations has created some turnover and market positioning is short Zloty. Key is 4.24, broken or not should set Zloty sentiment for coming week.

OPTIONS

We have traded long Gamma here, it's the best possible trade for the current conditions of incredible spot realized volatility. So we still maintain it as our plan for nearest future. It's simply hard to stop...On other hand we play vega range at the moment, that range translates for 1 Y EUR/PLN ATM as 11.5% - 15.5%. We can not exclude the break out of this range to the upside, but in our opinion it should be temporary.

FX CHARTS



MARKET PRICES UPDATE**MONEY MARKET RATES**

Money market rates (Closing mid-market levels)

| date | 3M | | 6M | | 1Y | |
|----------|-------|-------|-------|-------|-------|-------|
| | FXSW | WIBOR | FXSW | WIBOR | FXSW | WIBOR |
| 14/05/10 | 3.70% | 3.86% | 3.93% | 3.92% | 4.13% | 4.17% |
| 17/05/10 | 3.77% | 3.85% | 3.89% | 3.91% | 4.16% | 6.59% |
| 18/05/10 | 3.75% | 3.85% | 3.90% | 6.49% | 4.15% | 4.16% |
| 19/05/10 | 3.70% | 3.85% | 3.90% | 3.90% | 4.15% | 4.16% |
| 20/05/10 | 3.80% | 3.85% | 3.90% | 3.91% | 4.15% | 4.16% |

FRA MARKET RATES

FRA Market Rates (Closing mid-market levels)

| date | 1X4 | 3X6 | 6X9 | 9X12 | 6X12 |
|----------|----------|-------|-------|-------|-------|
| | 14/05/10 | 3.85% | 3.86% | 3.96% | 4.21% |
| 17/05/10 | 3.86% | 3.86% | 3.99% | 4.16% | 4.18% |
| 18/05/10 | 3.86% | 3.86% | 4.01% | 4.17% | 4.19% |
| 19/05/10 | 3.85% | 3.86% | 3.98% | 4.19% | 4.19% |
| 20/05/10 | 3.85% | 3.85% | 3.98% | 4.21% | 4.20% |

FIXED INCOME MARKET RATES

Fixed Income Market Rates (Closing mid-market levels)

| date | 1Y | | 2Y | | 5Y | | 10Y | |
|----------|-------|-------|-------|--------|-------|--------|-------|--------|
| | WIBOR | TB | IRS | OK0112 | IRS | PS0511 | IRS | DS1017 |
| 14/05/10 | 4.17% | 3.78% | 4.43% | 4.19% | 5.12% | 4.99% | 5.48% | 5.66% |
| 17/05/10 | 6.59% | 3.74% | 4.42% | 4.23% | 5.10% | 4.99% | 5.50% | 5.68% |
| 18/05/10 | 4.16% | 3.79% | 4.41% | 4.20% | 5.07% | 4.95% | 5.44% | 5.63% |
| 19/05/10 | 4.16% | 3.74% | 4.46% | 4.21% | 5.15% | 5.00% | 5.52% | 5.68% |
| 20/05/10 | 4.16% | 3.74% | 4.46% | 4.21% | 5.15% | 5.00% | 5.52% | 5.68% |

PRIMARY MARKET RATES

Last Primary Market Rates

| | au. date | maturity | avg price | avg yield | supply | demand | sold |
|--------|----------|----------|-----------|-----------|--------|--------|------|
| 52W TB | 10/04/19 | 11/04/19 | 96.341 | 3.76% | 800 | 3941 | 750 |
| OK0712 | 10/04/07 | 12/07/25 | 89.301 | 4.54% | 3000 | 6726 | 2999 |
| PS0415 | 09/04/21 | 15/04/25 | 102.209 | 4.99% | 3000 | 6623 | 3000 |
| DS1019 | 10/04/14 | 19/04/25 | 97.311 | 5.59% | 3500 | 7980 | 3505 |

FX VOLATILITY

| date | USD/PLN 0-delta straddle | | | | 25-delta RR | | 25-delta FLY | |
|----------|--------------------------|-------|-------|-------|-------------|------|--------------|------|
| | 1M | 3M | 6M | 1Y | 1M | 1Y | 1M | 1Y |
| 14/05/10 | 21.25 | 20.50 | 20.00 | 19.75 | 4.40 | 5.15 | 0.70 | 0.90 |
| 17/05/10 | 22.50 | 21.50 | 21.25 | 20.75 | 4.65 | 5.65 | 0.75 | 0.95 |
| 18/05/10 | 23.00 | 22.00 | 21.75 | 21.50 | 5.15 | 5.75 | 0.75 | 0.95 |
| 19/05/10 | 23.00 | 22.00 | 21.75 | 21.50 | 5.15 | 5.75 | 0.75 | 0.95 |
| 20/05/10 | 23.00 | 22.00 | 21.75 | 21.50 | 5.15 | 5.75 | 0.75 | 0.95 |

PLN SPOT PERFORMANCE

PLN spot performance

| date | USD/PLN | EUR/PLN | bias |
|----------|---------|---------|---------|
| 14/05/10 | 3.1860 | 3.9852 | -20.31% |
| 17/05/10 | 3.2770 | 4.0244 | -19.26% |
| 18/05/10 | 3.2284 | 4.0038 | -16.95% |
| 19/05/10 | 3.3595 | 4.0898 | -15.39% |
| 20/05/10 | 3.3595 | 4.0898 | -15.39% |

Note: parity on 11/04/00 – USD= 4.3806, EUR=4.2196, basket share 50:50
Mid-market volatility of vanilla option strategies

Contact Details**BRE BANK SA**

**Ul. Senatorska
18
00-950 Warszawa
P.O. Box 728
Poland**

**Reuters Pages:
BREX, BREY,
and BRET**

Bloomberg: BRE

**SWIFT:
BREXPLPW**

www.brebank.pl

Forex (BREX) - FX Spot & Options

Marcin Turkiewicz (+48 22 829 01 84) Marcin.turkiewicz@brebank.pl
Jakub Wiraszka (+48 22 829 01 73)
Tomasz Chmielarski (+48 22 829 01 78)

Fixed Income (BREP) - FRA, IRS, T-Bonds, T-Bills

Łukasz Barwicki (+48 22 829 01 93) Lukasz.barwicki@brebank.pl
Paweł Białczyński (+48 22 829 01 86)

MM (BREP) - MM, FX Swaps

Bartłomiej Małocha (+48 22 829 01 77) Bartlomiej.malocha@brebank.pl
Tomasz Wołosz (+48 22 829 01 74)

Structured Products (BREX)

Jarosław Stolarczyk (+48 22 829 01 67) Jaroslaw.stolarczyk@brebank.pl
Jacek Dereziński (+48 22 829 01 69)

Institutional Sales (BRES)

Inga Gaszkowska-Gębska (+48 22 829 12 05)

Research

Ernest Pytlarczyk, PhD, CFA (+48 22 829 01 66) Research@brebank.pl
Marcin Mazurek (+48 22 829 0183)

Financial Markets Department

Phone (+48 22 829 02 03)
Fax (+48 22 829 02 45)

Treasury Department

Phone (+48 22 829 02 02)
Fax (+48 22 829 02 01)

Financial Institutions Department

Phone (+48 22 829 01 20)
Fax (+48 22 829 01 21)

Back Office

Phone (+48 22 829 04 02)
Fax (+48 22 829 04 03)

Custody Services

Phone (+48 22 829 13 50)
Fax

Disclaimer

Distribution and use of this publication

The review note is based on the information available to the public. This review creates exclusively a marketing information as defined in Paragraph 9 Section 1 of the Decree of Minister of Finance dated November 20, 2009 on procedures and conditions to be followed by investment firms and banks mentioned in Article 70 Section 2 of Law on Trading in Financial Instruments dated July 29, 2005 as well as by custody banks. This review note is provided to you for information purposes only and is not intended as advice on any particular matter or as recommendation, offer or solicitation for purchase or sale of any financial instrument and should not be taken as such. BRE Bank SA, its directors, officers, executives, managers, servants or agents expressly disclaim all liability to any person in respect of any-thing, and in respect of the consequences of anything, done or omitted to be done, wholly or partly, in reliance upon the whole or any part of the contents of this review note. The opinions and estimates contained herein reflect the current judgment of the author(s) on the date of this document and are subject to change without notice. The opinions pointed in review do not necessarily correspond to the opinions of BRE Bank SA. The past performance of financial instruments is not indicative of future results. No assurance can be given that any financial instrument or issuer described herein would yield favourable investment results. BRE Bank and/or its principals or employees may have a long or short position or may transact in the financial instrument(s) and/or securities referred to herein or may trade in such financial instruments with other customers on a principal basis. No client or other reader should act or refrain from acting on the basis on any matter contained in it without taking specific independent professional advice on the particular facts and circumstances in issue. Copyright protection exists in this publication and it may not be, even partially, reproduced or distributed without the prior written agreement with BRE Bank SA.

© BRE Bank 2010. All rights reserved.