



POLAND WEEKLY REVIEW

MACROECONOMICS AND FINANCIAL MARKETS

IN FOCUS / MACROECONOMICS	<ul style="list-style-type: none"> • 2011 budget macro-assumptions. 	<ul style="list-style-type: none"> • page 2
FIXED INCOME	<ul style="list-style-type: none"> • Nothing really new. 	<ul style="list-style-type: none"> • page 3
MONEY MARKET	<ul style="list-style-type: none"> • Summer slowdown • MPC meeting in 1.5 month 	<ul style="list-style-type: none"> • pages 3-4
FOREIGN EXCHANGE	<ul style="list-style-type: none"> • Zloty boxed in range • Implied volatility lower 	<ul style="list-style-type: none"> • pages 4-5
MARKET PRICES CONTACT LIST DISCLAIMER		<ul style="list-style-type: none"> • page 6 • page 7 • page 8

PREVIEW: The week of July 8th 2010 to July 15th 2010

Indicator	Date of release	Pe-riod	BRE forecast	Consen-sus	Last	Comment
CPI Inflation y/y	Jul 13	Jun	2.1%	2.1%	2.2%	Relative stable food and fuel prices (the former much higher than seasonal pattern); gas tariffs hikes of rather minor importance. MF estimate at 2.1%. Owing to the MF methodology there is a risk of 2.2% reading.
C/A balance EUR	Jul 13	May	+120mln	-280mln	-424mln	A turn into positive territory mainly on EU transfers but also lower trade deficit added a little bit. Exports affected by solid industrial output, wholesales trade affecting imports.
M3 Supply y/y	Jul 14	Jun	7.9%	7.8%	7.6%	Lower growth of household and corporate deposits.

In Focus / Macroeconomics

2011 budget macro-assumptions.

Information agencies quote that the next year's budget bill is going to be based on 3.5% GDP growth and 2.3% inflation; nominal wage growth is expected at 3.7%, whereas the level of employment is likely to increase by 1.9%. As for the composition of GDP growth, there is higher fixed business investment contribution than consumption (quite reasonable assumption, stemming mainly from boosted absorption of EU funds). PLN is expected to strengthen gradually in the environment of slowly rising NBP rates. The assumptions do not diverge much from the market consensus. Hence, they can be fully regarded as conservative, perfectly in line with the gist of budgeting process.

As for the qualitative details, expenditures are going to be based on spending rule which limits the growth of elastic expenditures and the new bill-determined expenditures to the level of inflation plus 1pp. There are also several tools aimed at limiting the government consumption: public wages freeze, boosting effectiveness in administration, long-term planning principle and more efficient allocation of cash reserves circulating within the public sector. The tools (together with the income side determined mostly by macroeconomic assumptions – so far there are no systemic changes) are supposed to (owing to the sources cited by the agencies) bring central budget deficit to PLN 40bn next year (the public sector deficit was not mentioned). The details are likely to be published along with the long-term financial plan for the state, due to be released at the end of July. It may be a major event as there are quite high expectations on the path of deficit reduction in the environment of the strict commitments among EMU countries and Poland's regional peers, especially taking account of the new political geography in Poland after presidential elections.

In our opinion, high social support for opposition party (reflected in relatively high Kaczynski result), together with looming local and parliamentary elections, may limit the room for maneuver in public finances in the next two years. Investors should pay then more attention to the public sector deficit and the borrowing needs of this sector (note that the Ministry of Finance admits it has no control over the local authorities, and this – as always – is important determinant for the whole public sector deficit). We think that the scope for improvement on this fields is at least limited (borrowing needs, on higher redemptions and coupon payments and substantially lower privatization flows are likely to be even higher than in 2010) and this fact may visibly contrast with the developments within EMU and CEE countries. Such a scenario may induce the risk premiums over the Polish debt to rise. It is hard to pin down the moment when it all begins, though. Positive sentiment is dominant at the moment, supported by the inflow of foreign capital (at the center stage there is still the outperforming real sphere, seemingly positive political developments and doubts on the Fast monetary tightening conducted by the government-supportive MPC). At the moment sound information policy of the Ministry of Finance may even strengthen the ongoing tendency.

MID-TERM FORECATS

Indicator	2007	2008	2009	2010	2011
GDP y/y (%)	6.5	4.8	1.7	3.1	4.2
Inflation rate (% , average)	2.4	4.3	3.5	2.6	2.9
Current account (% of GDP, average)	-4.5	-5.3	-1.6	-1.8	-2.9
Unemployment rate (end-of-year)	11.4	9.5	11.9	12.1	10.9
NBP repo rate (end-of-year)	5.00	5.00	3.50	3.75	5.00

Indicator	2009				2010	
	Q3	Q4	Q1	Q2	Q3	Q4
GDP y/y (%)	1.7	3.1	3.0	2.7	3.2	3.9
Inflation rate (% , average)	3.5	3.3	3.0	2.1	2.2	2.8
NBP repo rate (end-of-quarter)	3.50	3.50	3.50	3.5	3.5	3.75

Bold denotes changes from the last release with arrows showing the direction of changes

Fixed Income

Nothing really new.

Last week was rather interesting on the FI. Initial negative reaction after higher than expected support for Kaczynski in presidential elections started to fade. Market saw yields in 5y and 10y bonds as an opportunity to reload on long positions and we have seen decent buying from both local and international community. Curve had flattened by some 10bp, especially in the 2y5y sector coming down to 52bp on Thursday. Results of elections supported market and rally continued. The highlight of the week was 2y bond auction (OK1012) which brought very good demand and the very good price (average price from the tender came above secondary market offer). All in all market is 100 cents higher in 5y bonds within 2 weeks time and 5y is approaching 5% barrier yet again.

We are entering real holiday period in the market. Data wise we don't expect anything significant to happen, maybe apart from a touch higher CPI reading and PPI reading. But with no MPC meeting anytime soon these factors can play a minor role. On the fiscal side we had a chance to see assumptions to the budget draft, but they give very little inside. Deficit is planned to come at 40 bio PLN or less, but for market crucial thing should be the borrowing needs and the fiscal tightening in terms of the whole public sector, but this data is going to be revealed not earlier than in September. We have to admit that market has lost a lot of its dynamics in terms of yields going higher and constant inflow to the EM funds can prove to be a decisive factor in the short term. Nevertheless, we see position in the market as rather heavy and while "illusion" lower supply in the 3Q is working and Komorowski's win renewed hopes for fiscal consolidation, we remain skeptical. We don't see any reforms, that would change fiscal perspective happening ahead of double elections (municipal this year and parliamentary next year). We also see policy mix being very stimulating (real rates at 0.5%, 3 year running with deficit of around 6% of GDP or higher, MCI approaching highs). Therefore we currently stick to our earlier plans.

AUCTIONS

	next auc.	offer	avg yield last	last auction date
13 Week T-bills	-	-	6.142%	12/9/2008
26 Week T-bills	-	-	4.456%	5/4/2009
52 Week T-bills	7/5/2010	-	4.072%	6/28/2010
2Y T-bond OK0712	7/7/2010	-	4.675%	6/2/2010
5Y T-bond PS0415	7/14/2010	-	5.156%	5/12/2010
10Y T-bond DS1020	7/21/2010	-	5.790%	6/16/2010
20Y T-bond WS0429	7/21/2010	-	6.170%	9/23/2009

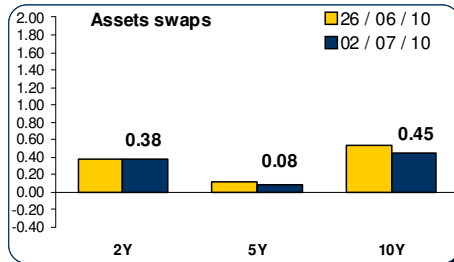
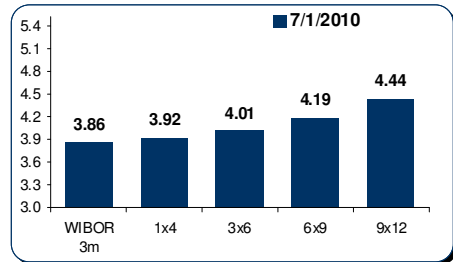
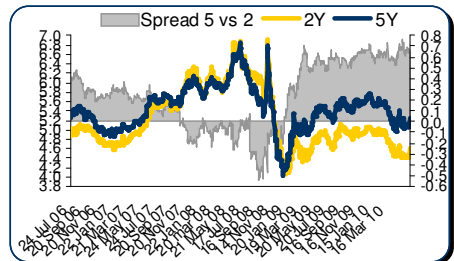
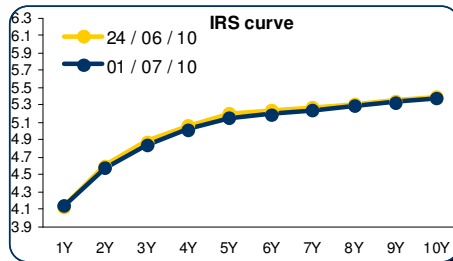
Money Market

Summer slowdown

Next MPC meeting in 1.5 month

Summer time fully blown. Not too much action at all. Cost of carry stable just below the 3%, probably it will stay like this for another week. The MPC meeting without any decision and 1.5 of the month break ahead. T-bills stable at weekly tender with an average yield of 4.08%. FinMin's CPI projection also in line with expectations at 2.1%.

FIXED INCOME & MONEY MARKET CHARTS



Foreign Exchange

Zloty boxed in range

EURPLN on Monday has opened below previous week's 4.12 low and (supported by election result) has continued trading on stronger side, touching 4.07 on Thursday. Although global risky assets have improved their performance, range of PLN strengthening seems to be limited. We see summer market as the reason of lower interests volume. Nevertheless correlation with DJ (-0.6), EURUSD (-0.8), EURJPY (-0.7) benchmarks remains at high levels. Lower tops, higher bottoms? As a bigger picture we have to mention about series of tops: 4.240, 4.20, 4.18, and bottoms: 3.95, 4.01, 4.08 (?). It simply narrows.

Implied volatility lower

This week numbers are: 10.1% (Thu-Thu) and 6.4% (Mon-Thu) realized volatilities (EUR/PLN). Stronger Zloty and lower realized volatility, had obviously pressured down implied volatility curve. But supported even by 1M close-close realized (about 10%) impact was limited. Monday's opening curve pointed by 1M ATM 14.15, 3M 14.0 and 1Y 13.5 has developed into inverted/flattish one: 1M 12.8, 3M 13.0 and 1Y 13.0. Implied curve simply still prices in decent chance of PLN weakening. Smile (3M 25D EURPLN RR benchmark), despite lower spot has not reacted noticeably. EURPLN vs USDPLN currency spread is traded (with lower EURUSD vols) lower, at 8.25, level.

Short-term forecasts:

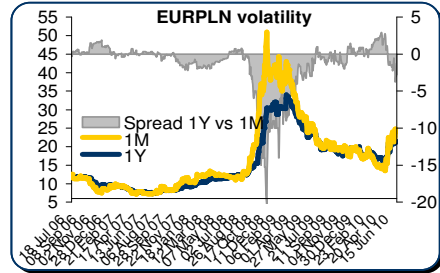
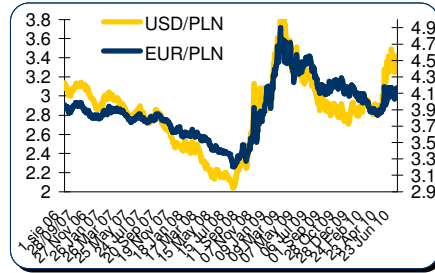
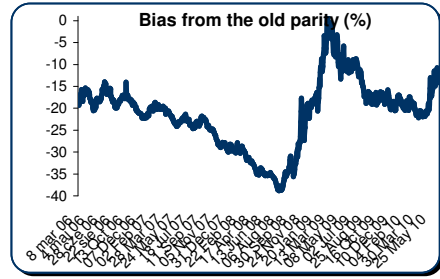
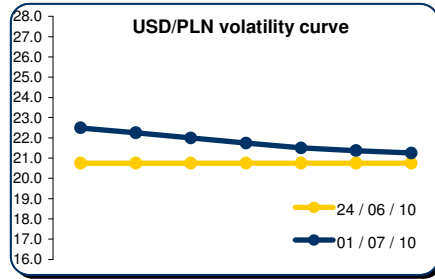
SPOT
 Main supports / resistances:
 EUR/PLN: 4.0400 / 4.2000
 USD/PLN: 3.3500 / 3.5000

The wider 4.00/4.20 range still intact. We see a possibility for the zloty to appreciate towards 4.05. In case of a rebound 4.12 and 4.10 are important levels.

OPTIONS

Number of days with realized vols above implied has decreased significantly. As an effect, we would see a possibility to make use of gamma spikes, although we stay cautious as for the longer-term downward movement. From the Vega point of view it is possible to see some downward potential, although as soon as situation calm down, the tendency may be somehow (temporarily?) disturbed.

FX CHARTS



MARKET PRICES UPDATE**MONEY MARKET RATES**

Money market rates (Closing mid-market levels)						
date	3M		6M		1Y	
	FXSW	WIBOR	FXSW	WIBOR	FXSW	WIBOR
25/06/10	3.72%	3.85%	3.89%	3.89%	4.10%	4.14%
28/06/10	3.72%	3.85%	3.87%	3.89%	4.10%	6.59%
29/06/10	3.77%	3.85%	3.87%	6.49%	4.13%	4.14%
30/06/10	3.75%	3.86%	3.90%	3.89%	4.32%	4.15%
01/07/10	3.78%	3.86%	3.91%	3.90%	4.16%	4.15%

FRA MARKET RATES

FRA Market Rates (Closing mid-market levels)					
date	1X4	3X6	6X9	9X12	6X12
25/06/10	3.86%	3.90%	4.14%	4.39%	4.36%
28/06/10	3.87%	3.91%	4.15%	4.38%	4.37%
29/06/10	3.87%	3.90%	4.14%	4.37%	4.35%
30/06/10	3.87%	3.90%	4.14%	4.37%	4.36%
01/07/10	3.88%	3.92%	4.17%	4.41%	4.37%

FIXED INCOME MARKET RATES

Fixed Income Market Rates (Closing mid-market levels)								
date	1Y		2Y		5Y		10Y	
	WIBOR	TB	IRS	OK0112	IRS	PS0511	IRS	DS1017
25/06/10	4.14%	4.06%	4.59%	4.52%	5.20%	5.32%	5.40%	5.93%
28/06/10	6.59%	4.10%	4.61%	4.52%	5.21%	5.32%	5.42%	5.93%
29/06/10	4.14%	4.11%	4.61%	4.52%	5.18%	5.28%	5.40%	5.91%
30/06/10	4.15%	4.13%	4.58%	4.52%	5.15%	5.23%	5.38%	5.83%
01/07/10	4.15%	4.13%	4.58%	4.52%	5.15%	5.23%	5.38%	5.83%

PRIMARY MARKET RATES

Last Primary Market Rates							
	au. date	maturity	avg price	avg yield	supply	demand	sold
52W TB	10/06/28	11/06/28	96.045	4.07%	1800	2788	1442
OK0712	10/04/07	12/07/25	89.301	4.54%	3000	6726	2999
PS0415	09/04/21	15/04/25	102.209	4.99%	3000	6623	3000
DS1019	10/06/16	19/04/25	95.807	5.79%	3000	2965	2430

FX VOLATILITY

date	USD/PLN 0-delta straddle				25-delta RR		25-delta FLY	
	1M	3M	6M	1Y	1M	1Y	1M	1Y
25/06/10	22.25	22.00	21.75	21.50	4.75	5.90	0.75	0.95
28/06/10	22.25	22.00	21.75	21.50	4.75	6.10	0.75	0.95
29/06/10	23.00	22.25	22.00	22.00	5.00	6.10	0.75	0.95
30/06/10	22.85	22.50	22.25	22.00	5.00	6.00	0.75	0.95
01/07/10	22.85	22.50	22.25	22.00	5.00	6.00	0.75	0.95

PLN SPOT PERFORMANCE

PLN spot performance			
date	USD/PLN	EUR/PLN	bias
25/06/10	3.3643	4.1405	-13.50%
28/06/10	3.3270	4.1148	-13.58%
29/06/10	3.4157	4.1649	-14.09%
30/06/10	3.3946	4.1458	-13.87%
01/07/10	3.3773	4.1529	-14.22%

Note: parity on 11/04/00 – USD= 4.3806, EUR=4.2196, basket share 50:50
Mid-market volatility of vanilla option strategies

Contact Details

BRE BANK SA

**Ul. Senatorska
18
00-950 Warszawa
P.O. Box 728
Poland**

**Reuters Pages:
BREX, BREY,
and BRET**

Bloomberg: BRE

**SWIFT:
BREXPLPW**

www.brebank.pl

Forex (BREX) - FX Spot & Options

Marcin Turkiewicz (+48 22 829 01 84) Marcin.turkiewicz@brebank.pl
Jakub Wiraszka (+48 22 829 01 73)
Tomasz Chmielarski (+48 22 829 01 78)

Fixed Income (BREP) - FRA, IRS, T-Bonds, T-Bills

Łukasz Barwicki (+48 22 829 01 93) Lukasz.barwicki@brebank.pl
Paweł Białczyński (+48 22 829 01 86)

MM (BREP) - MM, FX Swaps

Bartłomiej Małocha (+48 22 829 01 77) Bartlomiej.malocha@brebank.pl
Tomasz Wołosz (+48 22 829 01 74)

Structured Products (BREX)

Jarosław Stolarczyk (+48 22 829 01 67) Jaroslaw.stolarczyk@brebank.pl
Jacek Dereziński (+48 22 829 01 69)

Institutional Sales (BRES)

Inga Gaszkowska-Gębska (+48 22 829 12 05)

Research

Ernest Pytlarczyk, PhD, CFA (+48 22 829 01 66) Research@brebank.pl
Marcin Mazurek (+48 22 829 0183)

Financial Markets Department

Phone (+48 22 829 02 03)
Fax (+48 22 829 02 45)

Treasury Department

Phone (+48 22 829 02 02)
Fax (+48 22 829 02 01)

Financial Institutions Department

Phone (+48 22 829 01 20)
Fax (+48 22 829 01 21)

Back Office

Phone (+48 22 829 04 02)
Fax (+48 22 829 04 03)

Custody Services

Phone (+48 22 829 13 50)
Fax

Disclaimer**Distribution and use of this publication**

The review note is based on the information available to the public. This review creates exclusively a marketing information as defined in Paragraph 9 Section 1 of the Decree of Minister of Finance dated November 20, 2009 on procedures and conditions to be followed by investment firms and banks mentioned in Article 70 Section 2 of Law on Trading in Financial Instruments dated July 29, 2005 as well as by custody banks. This review note is provided to you for information purposes only and is not intended as advice on any particular matter or as recommendation, offer or solicitation for purchase or sale of any financial instrument and should not be taken as such. BRE Bank SA, its directors, officers, executives, managers, servants or agents expressly disclaim all liability to any person in respect of any-thing, and in respect of the consequences of anything, done or omitted to be done, wholly or partly, in reliance upon the whole or any part of the contents of this review note. The opinions and estimates contained herein reflect the current judgment of the author(s) on the date of this document and are subject to change without notice. The opinions pointed in review do not necessarily correspond to the opinions of BRE Bank SA. The past performance of financial instruments is not indicative of future results. No assurance can be given that any financial instrument or issuer described herein would yield favourable investment results. BRE Bank and/or its principals or employees may have a long or short position or may transact in the financial instrument(s) and/or securities referred to herein or may trade in such financial instruments with other customers on a principal basis. No client or other reader should act or refrain from acting on the basis on any matter contained in it without taking specific independent professional advice on the particular facts and circumstances in issue. Copyright protection exists in this publication and it may not be, even partially, reproduced or distributed without the prior written agreement with BRE Bank SA.

© BRE Bank 2010. All rights reserved.