



POLAND WEEKLY REVIEW

MACROECONOMICS AND FINANCIAL MARKETS

IN FOCUS / MACROECONOMICS	<ul style="list-style-type: none"> • Inflation trending higher, labor market on the mend 	• pages 2-3
FIXED INCOME	<ul style="list-style-type: none"> • No hikes - steeper curve but for how long ? 	• page 3
MONEY MARKET	<ul style="list-style-type: none"> • Liquidity stable • Mr Bratkowski triggered change of the sentiment 	• pages 3-4
FOREIGN EXCHANGE	<ul style="list-style-type: none"> • Zloty in range • Curve untouched 	• pages 4-5
MARKET PRICES CONTACT LIST DISCLAIMER		<ul style="list-style-type: none"> • page 6 • page 7 • page 8

PREVIEW: The week of November 19th 2010 to November 26th 2010

Indicator	Date of release	Pe-riod	BRE forecast	Consensus	Last	Comment
Industrial output	Nov 19	Oct	10.0%	9.7%	11.8%	One working day less on annual basis and rumors on some automotive factory temporary closings (Fiat). Strong PMI supports strong momentum.
Producer prices	Nov 19	Oct	4.2%	4.0%	4.3%	Substantial rises in copper, oil and gold prices offset by PLN appreciation.
Core Inflation	Nov 22	Oct	1.2%	1.2%	1.2%	4 months of stability. No signs of core inflationary pressures present in monthly data. Core is set to drift higher, but so far only slowly.
MPC decision	Nov 23	-	3.50%	3.50%	3.50%	Bratkowski sees no necessity to hike already in November....Status quo (no hike) supported by Belka. It seems MPC may allow for more zloty appreciation as a substitute of rate hikes.
Retail sales	Nov 25	Oct	7.9%	7.9%	8.6%	Some flattening of auto sales (substitution effect caused by announced VAT-related tax reliefs for enterprises), other durables seem to start forming new upward trends (although such a reasoning may be misleading as substitution effects rule). Retail may soften a bit as 2011 begins.

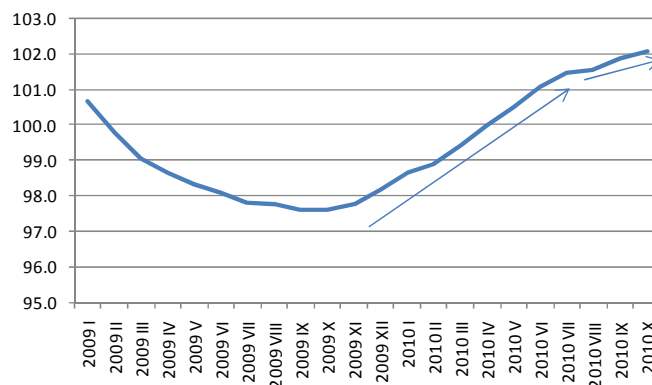
In Focus / Macroeconomics

Inflation trending higher, labor market on the mend

CPI came out identical to our call of 2.8% y/y (FinMin estimate 2.9%) and market consensus and officially breached the NBP inflation target (2.5%). Among the main drivers there are food prices (+1.1% m/m), wearing apparel (seasonal +1.7% m/m), gas (+1.0% on energy prices) and education (seasonal +0.6%). As for the downward, monthly moves, there is a fall in recreation and culture (-0.6% m/m) and telecommunications (-0.1% m/m – we think this is a one-off effect of lower Internet prices quoted by the largest provider TPSA). So far, the rise of prices seems to be of supply-origin and they do not pass through to core measures – we estimate that core inflation for the fourth consecutive month has stayed at 1.2% y/y.

We believe the impact of supply shock (agriculture commodities) is set to slowly fade in coming months (classic hump-shaped response of CPI to such a shock, “flatter” than in 2007). However, CPI will be driven upwards by base effects and various one-off factors taking toll at the beginning of 2011 (VAT hikes, state-regulated price hikes). In November, inflation is likely to hit 2.9%-3.0% and speed up to 3.1-3.2 in the year end. We think that strong labor market (some on that below) constitutes a strong inflationary factor within monetary policy horizon which may be also able to carry over some of current high inflation owing to mounting inflation expectations (to be present in wage negotiations soon).

Employment in enterprise sector hit 2.1 y/y. Although we see some moderation in annual growth rate (see the graph), we would not describe it as an anomaly, but usual situation after the strong rebound during the very beginning of the upswing phase; moderation seems also normal as there is lots of uncertainty over the global economy. We think that employment is set to rise further in coming months (some business-cycle sensitive manufacturing sections have recently started to hire again). A more pronounced acceleration can be expected within 2-3 quarters as labor productivity is topping (2007-2009 average 2.5% y/y, 2009-now 7.9% y/y) and enterprises cannot exploit labor force in such a manner for long.



The ultimate resolution of mounting labor market pressures – apart from rises in employment – will be the growth of wages. Although recently the wage pressures seem mute at the aggregate level (wage growth in October hit 3.9% after 3.8% a month ago), there is growing evidence of wage acceleration in manufacturing (running already above 6% y/y). Further growth of wages will be supported (apart from the cyclical factors) by the ongoing fiscal stimulation and infrastructure investment.

Although inflation reading seemed to be MPC neutral (the majority within MPC shares the view that so far the rise in inflation is of supply origin and MPC reaction may lead to an unnecessary contraction of output), labor market data (along with the recent trend in wages and employment) increase the balance of risks to inflation in the medium term. “Minutes” suggest the MPC is focused on global issues and would not accept the excessive zloty appreciation (although MPC may trade some of the “natural” appreciation for rate hikes, at least for some time). As soon as inflation expectations are anchored (owing to their adaptive nature, we may see a higher reading in November, but the MPC is unlikely to act solely on that basis, as it once proved misleading), rate-setters would like to focus on the real sphere and wait for the broader picture (Q3 GDP reading is published one week after November MPC decision). Therefore, we would not bet on a

November hike, but still it may be a close call as the data inflow will not allow hike expectations to fade. We think the first hike is likely in Q1 2011.

MID-TERM FORECATS

Indicator	2007	2008	2009	2010	2011
GDP y/y (%)	6.5	4.8	1.7	3.6	4.2
Inflation rate (% average)	2.4	4.3	3.5	2.8	3.5
Current account (% of GDP, average)	-4.5	-5.3	-1.6	-1.8	-2.9
Unemployment rate (end-of-year)	11.4	9.5	11.9	12.1	10.9
NBP repo rate (end-of-year)	5.00	5.00	3.50	3.50	4.50

Indicator	2009		2010			
	Q3	Q4	Q1	Q2	Q3	Q4
GDP y/y (%)	1.7	3.1	3.0	3.5	3.9	4.0
Inflation rate (% average)	3.5	3.3	3.0	2.1	2.6	2.8
NBP repo rate (end-of-quarter)	3.50	3.50	3.50	3.5	3.5	3.50

Bold denotes changes from the last release with arrows showing the direction of changes

Fixed Income

No hikes - steeper curve but for how long ?

Market started this week quite stable, fluctuating around recent highs. Monday's publication of CPI data, even though slightly lower than previous MinFin's estimate (2.8% vs. 2.9% y/y) didn't cause much change in yields. More impact on the market came from surprisingly dovish comments from Bratkowski, who withheld his support for 50bp hike of rates and also called November's move as 'unlikely'. As a result curve moved down rapidly by some 10-12bp in the front end (2y traded lowest at 4.78%). Longer maturities also gained some 5bp as the curve steepened further. Wednesday's 10Y bond auction attracted close to 5bio demand and MinFin successfully placed 3bio at 5.77-79% level. Despite relatively good auction, long end of the curve remained under pressure, following core markets, and curve steepened further (some 15bp over the week, 2Y-10Y reached 54bp). Current levels seem to create some value to receive. Macro data don't support monetary policy tightening, next week's hike seems unlikely, which would mean first 25bp hike in 1Q2011, scale of recent sell-off/steepening looks overdone. We see best value in 1y1y forward and PolGB's in 10y sector.

AUCTIONS

	next auc.	offer	avg yield last	last auction date
13 Week T-bills	-	-	6.142%	12/9/2008
26 Week T-bills	-	-	4.456%	5/4/2009
52 Week T-bills	11/22/2010	-	4.056%	10/25/2010
2Y T-bond OK1013	12/1/2010	-	4.595%	10/6/2010
5Y T-bond PS0416	12/3/2010	-	5.137%	10/13/2010
10Y T-bond DS1020	-	-	5.772%	11/17/2010
20Y T-bond WS0429	-	-	6.170%	9/15/2010

Money Market

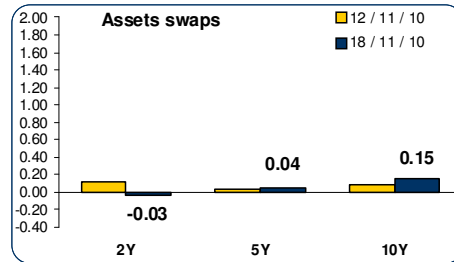
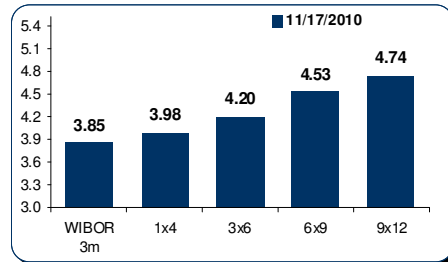
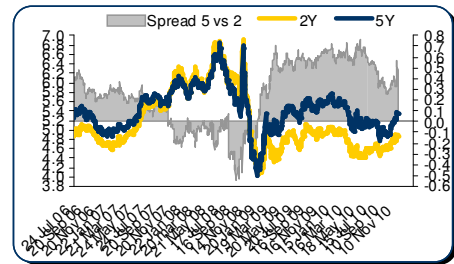
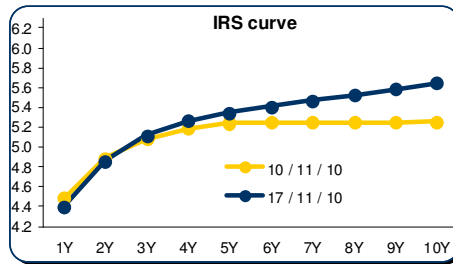
Liquidity stable

Easy week as far as the liquidity of the system is concerned. With the cash surplus of around 2 billion pln cost of carry was stable and nearby the level of 3%. Today's OMO will show the direction of the short cash for the week ahead.

Mr Bratkowski triggered change of the sentiment

CPI at 2.8% (2.9% forecasted by the MinFin) and most of all surprisingly soft comment of the hawk Bratkowski, changed the sentiment at least for a while. MM derivatives curves dropped by 10-20 bps depending on the tenor, and less and less players expect the monetary tightening this month. If they are right and no hike will be made indeed, there is still plenty of room for the tenors up to 1Y to deteriorate further.

FIXED INCOME & MONEY MARKET CHARTS



Foreign Exchange

Zloty in range

Albeit, we have touched recently 3.8770 (10 Nov), the bigger picture hasn't changed, Zloty is trapped in range. Range for this week was bounded by 3.92 and 3.97, range from end-of-July since now is 3.8770-4.0280 (15 big figures). Neither Fed QE 2.0 nor Ireland debt problems has provoked interest strong enough to break boundaries. What is able to provoke such a move then? Enea IPO back in the picture, as Kulczyk owned company losses its exclusivity in negotiations.

Curve untouched

Despite narrow range, active trading of its boundaries has elevated realized volatility to about 10%. This fact plus varying global sentiment supports relatively high curve, 1M 10.2, 3M 11.1, 1Y 12.2, same as in previous week. Untouched also has stayed RRs curve where 3M 25D benchmark was traded at 2.6. Noticeable change we might observe on USDPLN vs EURPLN spread where 3M spread has slipped from 8.25 to 7.85.

Short-term forecasts:

SPOT

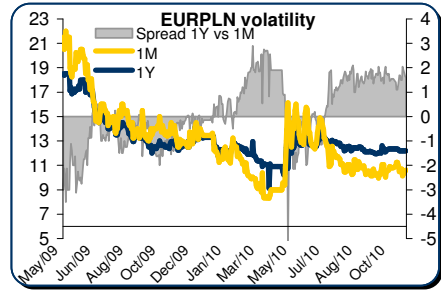
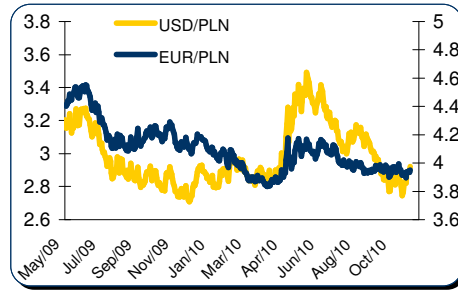
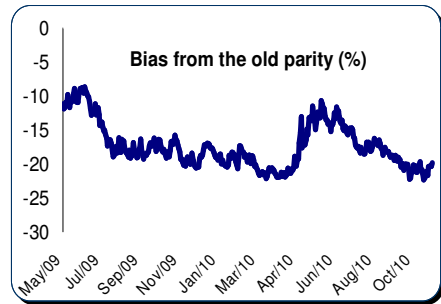
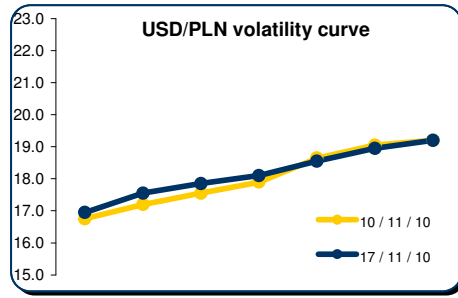
Main supports / resistances:
 EUR/PLN: 3.8800 / 3.9800
 USD/PLN: 2.7900. / 2.9000

Ireland debt problems, factor which drives EM at the moment, seems to have low momentum. Low enough that we see probability of breaking 4.00 as unlikely. PLN, supported by possible privatization inflows but threaten by budget deficit, is most likely to stay in present range slightly skewed to the stronger side. Important levels stay untouched: sell 3.98, add at 4.00, S/L at 4.03 and P/T at 3.88.

OPTIONS

The short gamma position is performing well, we would like to stick to this idea. We also prefer to be neutral/ slightly short Vega.

FX CHARTS



MARKET PRICES UPDATE**MONEY MARKET RATES**

Money market rates (Closing mid-market levels)

date	3M		6M		1Y	
	FXSW	WIBOR	FXSW	WIBOR	FXSW	WIBOR
10/11/10	3.83%	3.86%	3.96%	3.95%	4.18%	4.17%
12/11/10	3.75%	3.86%	4.01%	3.95%	4.21%	6.59%
15/11/10	3.77%	3.86%	3.95%	6.49%	4.20%	4.17%
16/11/10	3.73%	3.85%	3.96%	6.49%	4.17%	4.17%
17/11/10	3.77%	3.85%	3.94%	3.95%	4.15%	4.17%

FRA MARKET RATES

FRA Market Rates (Closing mid-market levels)

date	1X4	3X6	6X9	9X12	6X12
10/11/10	4.08%	4.31%	4.63%	4.84%	4.79%
12/11/10	4.06%	4.29%	4.60%	4.81%	4.76%
15/11/10	4.07%	4.30%	4.63%	4.84%	4.78%
16/11/10	4.07%	4.31%	4.64%	4.85%	4.81%
17/11/10	4.08%	4.30%	4.64%	4.85%	4.83%

FIXED INCOME MARKET RATES

Fixed Income Market Rates (Closing mid-market levels)

date	1Y		2Y		5Y		10Y	
	WIBOR	TB	IRS	OK0112	IRS	PS0511	IRS	DS1017
10/11/10	4.17%	4.18%	4.89%	4.89%	5.25%	5.35%	5.26%	5.70%
12/11/10	6.59%	4.16%	4.77%	4.89%	5.34%	5.38%	5.65%	5.73%
15/11/10	4.17%	4.14%	4.83%	4.88%	5.34%	5.36%	5.65%	5.74%
16/11/10	4.17%	4.13%	4.85%	4.80%	5.37%	5.36%	5.66%	5.74%
17/11/10	4.17%	4.03%	4.86%	4.83%	5.35%	5.38%	5.65%	5.81%

PRIMARY MARKET RATES

Last Primary Market Rates

	au. date	maturity	avg price	avg yield	supply	demand	sold
52W TB	10/09/27	11/09/27	96.189	3.92%	600	1150	580
OK0113	10/10/06	13/01/26	90.178	4.60%	3000	7568	3000
PS0416	10/10/13	16/04/25	99.300	5.14%	3000	3414	2491
DS1020	10/09/15	19/04/25	98.383	5.46%	3000	8953	3000

FX VOLATILITY

date	USD/PLN 0-delta straddle				25-delta RR		25-delta FLY	
	1M	3M	6M	1Y	1M	1Y	1M	1Y
10/11/10	17.20	17.90	18.65	19.20	2.50	4.40	0.65	0.88
12/11/10	17.60	18.10	18.60	19.20	2.55	4.50	0.65	0.87
15/11/10	17.45	18.05	18.55	19.20	2.70	4.25	0.65	0.87
16/11/10	17.45	18.10	18.55	19.20	2.70	4.25	0.65	0.87
17/11/10	17.55	18.10	18.55	19.20	2.70	4.25	0.65	0.87

PLN SPOT PERFORMANCE

PLN spot performance

date	USD/PLN	EUR/PLN	bias
10/11/10	2.8220	3.8964	-21.6%
12/11/10	2.8865	3.9377	-20.4%
15/11/10	2.8915	3.9430	-20.3%
16/11/10	2.8937	3.9348	-20.3%
17/11/10	2.9217	3.9510	-19.8%

Note: parity on 11/04/00 – USD= 4.3806, EUR=4.2196, basket share 50:50
Mid-market volatility of vanilla option strategies

Contact Details

BRE BANK SA

Ul. Senatorska
18
00-950 Warszawa
P.O. Box 728
Poland

Reuters Pages:
BREX, BREY,
and BRET

Bloomberg: BRE

SWIFT:
BREXPLPW

www.brebank.pl

Forex (BREX) - FX Spot & Options

Marcin Turkiewicz (+48 22 829 01 84) marcin.turkiewicz@brebank.pl
Jakub Wiraszka (+48 22 829 01 73) jakub.wiraszka@brebank.pl
Tomasz Chmielarski (+48 22 829 01 78) tomasz.chmielarski@brebank.pl

Fixed Income (BREP) - FRA, IRS, T-Bonds, T-Bills

Lukasz Barwicki (+48 22 829 01 93) lukasz.barwicki@brebank.pl
Paweł Białczyński (+48 22 829 01 86) pawel.bialczynski@brebank.pl

MM (BREP) - MM

Bartłomiej Małocha, CFA (+48 22 829 01 77) bartlomiej.malocha@brebank.pl
Bogumił Modzelewski bogumil.modzelewski@brebank.pl

Structured Products (BREX)

Jarosław Stolarczyk (+48 22 829 01 67) jaroslaw.stolarczyk@brebank.pl
Jacek Dereziński (+48 22 829 01 69) jacek.derezinski@brebank.pl

Institutional Sales (BRES)

Inga Gaszkowska-Gębska (+48 22 829 12 05) inga.gaszkowska-gebska@brebank.pl

Research

Ernest Pytlarczyk, PhD, CFA (+48 22 829 01 66) ernest.pytlarczyk@brebank.pl
Marcin Mazurek (+48 22 829 0183) marcin.mazurek@brebank.pl

Financial Markets Department

Phone (+48 22 829 02 03)
Fax (+48 22 829 02 45)

Treasury Department

Phone (+48 22 829 02 02)
Fax (+48 22 829 02 01)

Financial Institutions Department

Phone (+48 22 829 01 20)
Fax (+48 22 829 01 21)

Back Office

Phone (+48 22 829 04 02)
Fax (+48 22 829 04 03)

Custody Services

Phone (+48 22 829 13 50)
Fax

Disclaimer

Distribution and use of this publication

The review note is based on the information available to the public. This review creates exclusively a marketing information as defined in Paragraph 9 Section 1 of the Decree of Minister of Finance dated November 20, 2009 on procedures and conditions to be followed by investment firms and banks mentioned in Article 70 Section 2 of Law on Trading in Financial Instruments dated July 29, 2005 as well as by custody banks. This review note is provided to you for information purposes only and is not intended as advice on any particular matter or as recommendation, offer or solicitation for purchase or sale of any financial instrument and should not be taken as such. BRE Bank SA, its directors, officers, executives, managers, servants or agents expressly disclaim all liability to any person in respect of any-thing, and in respect of the consequences of anything, done or omitted to be done, wholly or partly, in reliance upon the whole or any part of the contents of this review note. The opinions and estimates contained herein reflect the current judgment of the author(s) on the date of this document and are subject to change without notice. The opinions pointed in review do not necessarily correspond to the opinions of BRE Bank SA. The past performance of financial instruments is not indicative of future results. No assurance can be given that any financial instrument or issuer described herein would yield favourable investment results. BRE Bank and/or its principals or employees may have a long or short position or may transact in the financial instrument(s) and/or securities referred to herein or may trade in such financial instruments with other customers on a principal basis. No client or other reader should act or refrain from acting on the basis on any matter contained in it without taking specific independent professional advice on the particular facts and circumstances in issue. Copyright protection exists in this publication and it may not be, even partially, reproduced or distributed without the prior written agreement with BRE Bank SA.

© BRE Bank 2010. All rights reserved.