



POLAND WEEKLY REVIEW

MACROECONOMICS AND FINANCIAL MARKETS

IN FOCUS / MACROECONOMICS	<ul style="list-style-type: none"> • GDP confirms the solid turnaround is taking place • FinMin points to stable inflation print 	• pages 2-3
FIXED INCOME	<ul style="list-style-type: none"> • All we know about contagion 	• pages 3-4
MONEY MARKET	<ul style="list-style-type: none"> • Huge swing on carry • Global factors in play 	• page 4
FOREIGN EXCHANGE	<ul style="list-style-type: none"> • Zloty volatile • Curve higher 	• pages 4-5
MARKET PRICES CONTACT LIST DISCLAIMER		<ul style="list-style-type: none"> • page 6 • page 7 • page 8

PREVIEW: The week of December 3rd 2010 to December 9th 2010

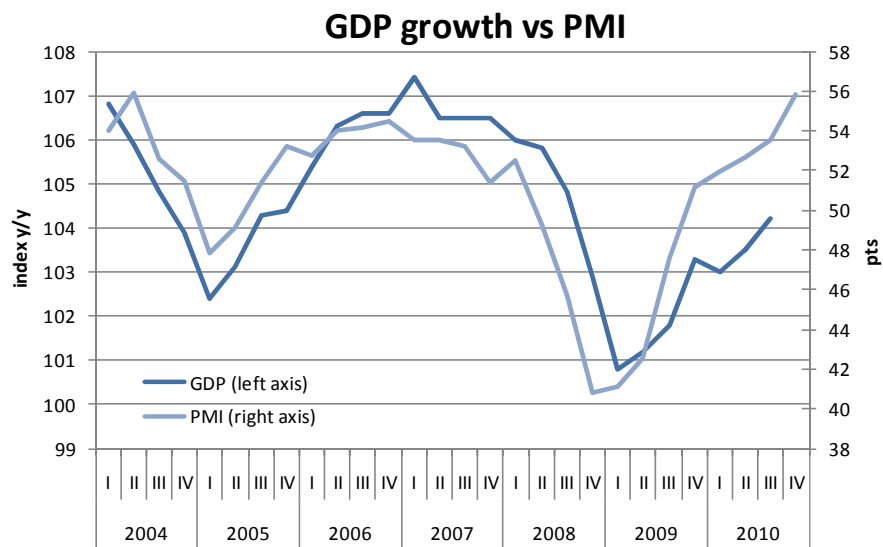
Indicator	Date of release	Pe-riod	BRE forecast	Consen-sus	Last	Comment
NO SIGNIFICANT RELEASES						

In Focus / Macroeconomics

GDP confirms the solid turnaround is taking place

Q3 GDP surprised to the upside reaching +4.2% y/y (our call +3.9%, market consensus +3.6%). Private consumption remained the main engine of growth (+3.5% versus +3.0% in Q2); the data also confirmed the acceleration of public consumption (+4.3% y/y vs +2.2% in Q2). To our surprise, investment growth almost stagnated (+0.4% y/y vs -1.7% in Q2) – contrary to the acceleration posted by investment of enterprises (more than +10pp. over the annual growth in Q2...) and higher value added in construction (+6.1% vs 3.8% in Q2). It seems much of the pent up investment demand was registered under consumption durable goods. As for the residual components, we saw pretty decent net exports contribution (+0.0% versus -0.9% posted by our quite accurate model based on real time data) and ongoing re-stocking (+1.2pp.).

We expect the Q4 results to be more or less close to Q3 with more upside risk stemming from public consumption and investment. Surging PMI yield the risk of even higher reading (see the graph for visual inspection of the underlying correlation).



The data convey inflationary message in medium-term as economy is operating close to pre-crisis capacities and the final demand comprises mainly of consumption (50% of generated growth is attributable to private consumption, 20% goes to public consumption, and only 2% (yes, two) is fixed capital formation). We think this poses a serious risk as economy is operating near its full capacities, making use of intensive labor utilization. Such a combination seems a prologue to future employment rises, wage pressures and ultimately rising core inflation. Moreover, relatively high headline inflation readings (on the more and more tight labor market) may further empower employees in wages negotiations. In the meantime, however, the MPC may be focusing more on the fragility of investment (and the ensuing fragility of the overall GDP growth) and would prefer to stick to wait-and-see approach, and effective exchange-rate channel invoked along with the probable Ministry of Finance activity in the year end.

FinMin points to stable inflation print

The Ministry of Finance announced CPI inflation may have stayed at 2.8% in November. As for the breakdown, only +0.4% m/m growth of food prices was released. Although we agree the effects of the last shock are fading, our call for food prices is higher (econometric model posts +0.6% whereas calculation basing on wholesale prices suggest +1.0%). Therefore we also bet on slightly higher inflation at 2.9%. We also expect core inflation to edge up a bit to 1.3%.

Just before the Ministry forecast, the MPC published its news schedule of meeting for 2011. The main takeaway from it that there is no decision meeting in February (there is an interim period about which Belka already mentioned earlier) and inflation projection will be published in March (in contrast to usual February). Below you find the complete list of meeting from NBP website.

Month	Date
January	18-19
February	15*
March	1-2, 15
April	4-5, 19
May	10-11, 17
June	7-8, 14
July	5-6
August	23*
September	6-7, 20
October	4-5, 18
November	8-9, 15
December	6-7, 20

Although no official information has been disseminated yet, with probability close to 100% **meetings marked with a star (*) are non-decision meetings**. Other, decision meetings, are held at the start of the month and are scheduled to be two-day ones.

MID-TERM FORECASTS

Indicator	2007	2008	2009	2010	2011
GDP y/y (%)	6.5	4.8	1.7	3.8↑	4.2
Inflation rate (% , average)	2.4	4.3	3.5	2.8	3.5
Current account (% of GDP, average)	-4.5	-5.3	-1.6	-2.8	-3.8
Unemployment rate (end-of-year)	11.4	9.5	11.9	12.1	10.9
NBP repo rate (end-of-year)	5.00	5.00	3.50	3.50	4.50

Indicator	2009		2010			
	Q3	Q4	Q1	Q2	Q3	Q4
GDP y/y (%)	1.7	3.1	3.0	3.5	4.2	4.5↑
Inflation rate (% , average)	3.5	3.3	3.0	2.1	2.6	2.8
NBP repo rate (end-of-quarter)	3.50	3.50	3.50	3.5	3.5	3.50

Bold denotes changes from the last release with arrows showing the direction of changes

Fixed Income

All we know about contagion

Recent moves on Polish FI market were caused mainly by external factors, i. e. debt crisis in Eurozone periphery. As situation there improved in the beginning of the week, it also had some positive impact on the PLN curve. Bonds, that have sold off strongly, jumped back significantly (DS1020 recover by almost 150 ticks from 93.30 to 94.70). Also the swap curve steepening tendency reversed, 2y-5y and 2y-10y spreads narrowed by some 7-8bp over the week. Local economic data published this week were also rates supportive - GDP that surprisingly jumped to 4.2% and Ministry of Finance inflation forecast at 2.8% y/y (stable from last month). On back of the improved sentiment, Wednesday 2y bond auction was quite a successful one - bid-to-cover ratio exceeded 2 and whole 4bio of announced supply were sold. Comments from MPC members this week didn't really change current outlook for policy tightening. Zielinska-Glebocka identified need for a rate hike 'soon - in December or 1Q', however as a whole the Council seem to have eased their stance, and still expect first hike in 1Q 2011, most likely in March.

Overall it still seems that external factors will keep weighing on PLN curve; we're leaning more towards positive outcome. Recent sell-off was somehow panic, much of the positions have been reduced, so even in case sentiment in EMU worsens, the impact shouldn't be that big this time, on the other hand further normalization would have positive impact on local market.

AUCTIONS

	next auc.	offer	avg yield last	last auction date
13 Week T-bills	-	-	6.142%	12/9/2008
26 Week T-bills	-	-	4.456%	5/4/2009
52 Week T-bills	12/25/2010	-	4.056%	10/25/2010
2Y T-bond OK1013	-	-	4.798%	12/1/2010
5Y T-bond PS0416	-	-	5.137%	10/13/2010
10Y T-bond DS1020	-	-	5.772%	11/17/2010
20Y T-bond WS0429	-	-	6.170%	9/15/2010

Money Market

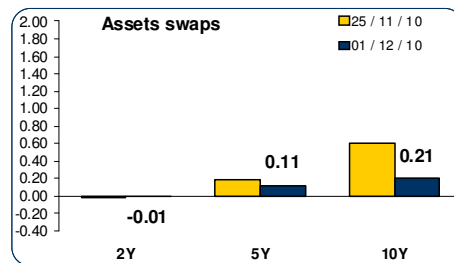
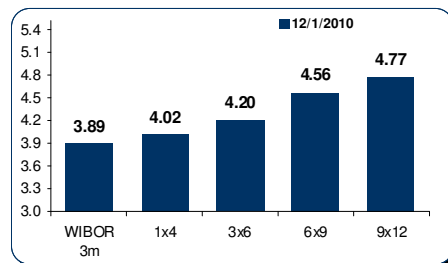
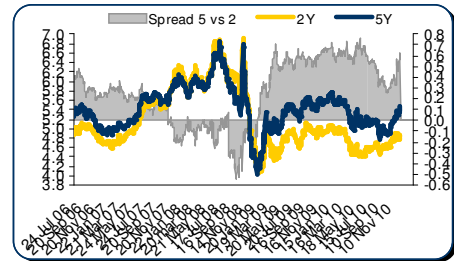
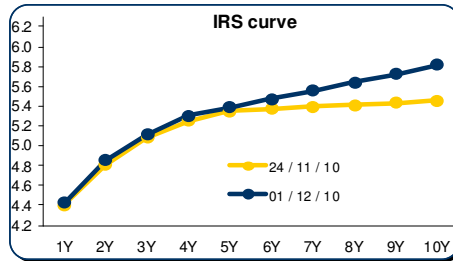
Huge swing on carry

Global factors in play

Very cheap end of the reserve with substantial deposit in the central bank followed by the very expensive beginning of the new reserve with polonia index above the main rate. This should be corrected during tomorrow's OMO and we should be back to cost of carry somewhere around 3%. We see high probability of under-bid money bills.

Global threats plus weakening zloty keep the curves relatively high and better than expected (2.8 vs 2.9%) CPI projection had no influence. Much depends on the currency for the coming days.

FIXED INCOME & MONEY MARKET CHARTS



Foreign Exchange

Zloty volatile

Just an order or squeeze of long PLN positions provoked by European debt selloff? As a result of decent PLN's supply Zloty in two days had lost 3.2% to EUR. Move, bounded by 3.98 - 4.11 rates, has made PLN underperforming other CE3. But thin is the line between underperformer and overperformer. Since midweek, driven by improved regional sentiment, Zloty has started to gain, trading 3.9870 early Thursday.

Curve higher

EURPLN's implied curve, especially short end, was traded higher this week. 1M tenor, traded at 10.5 early Friday had bounced to 12.0 just to retrace to 11.4 at end of week. Other tenors ranges were 11-12.3 for 3M and 12.2-12.5 for 1Y. While compared to realized, one may say cheap buy. Weekly realized was about 24% (for benchmark - "Greece" realized was about 45%) for EURPLN cross. Response on smile and USDPLN run was also limited. 1M 25D RR was traded in 1.5-2.8 and 1M currency spread in 7.8 - 9.0 ranges while longer tenors has reacted softer.

Short-term forecasts:

SPOT

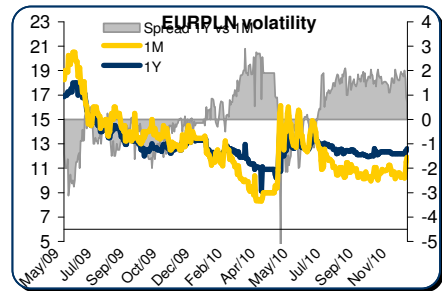
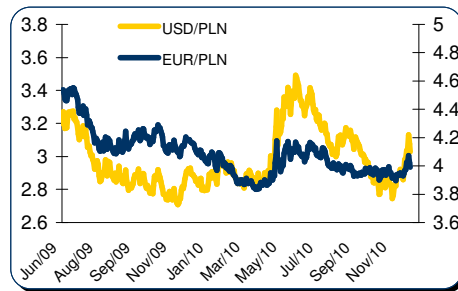
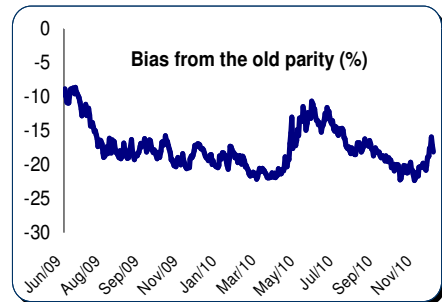
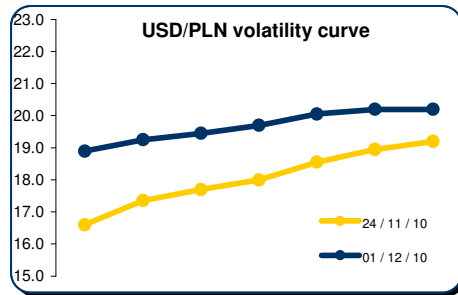
Main supports / resistances:
 EUR/PLN: 3.9500 / 4.0800
 USD/PLN: 2.8750 / 3.1500

Recent price action has limited already lower Zloty liquidity. We expect 3.95-4.08 wide range trading where tone will be set by European debt market and EURUSD spot.

OPTIONS

Lowered liquidity and volatile core markets. We think long gamma is "hard to lose" bet.

FX CHARTS



MARKET PRICES UPDATE**MONEY MARKET RATES**

Money market rates (Closing mid-market levels)						
date	3M		6M		1Y	
	FXSW	WIBOR	FXSW	WIBOR	FXSW	WIBOR
25/11/10	3.75%	3.85%	3.95%	3.95%	4.18%	4.17%
26/11/10	3.72%	3.85%	3.95%	3.95%	4.17%	6.59%
29/11/10	3.75%	3.86%	3.95%	6.49%	4.17%	4.18%
30/11/10	3.80%	3.89%	3.95%	6.49%	4.15%	4.23%
01/12/10	3.77%	3.89%	3.95%	3.98%	4.15%	4.23%

FRA MARKET RATES

FRA Market Rates (Closing mid-market levels)					
date	1X4	3X6	6X9	9X12	6X12
25/11/10	3.97%	4.18%	4.52%	4.73%	4.68%
26/11/10	3.97%	4.17%	4.50%	4.71%	4.67%
29/11/10	3.95%	4.20%	4.52%	4.72%	4.68%
30/11/10	3.95%	4.18%	4.53%	4.72%	4.67%
01/12/10	3.93%	4.14%	4.48%	4.71%	4.65%

FIXED INCOME MARKET RATES

Fixed Income Market Rates (Closing mid-market levels)								
date	1Y		2Y		5Y		10Y	
	WIBOR	TB	IRS	OK0112	IRS	PS0511	IRS	DS1017
25/11/10	4.17%	4.08%	4.79%	4.78%	5.36%	5.54%	5.47%	6.07%
26/11/10	6.59%	4.08%	4.78%	4.84%	5.36%	5.57%	5.50%	6.12%
29/11/10	4.18%	3.97%	4.86%	4.86%	5.47%	5.59%	5.63%	6.18%
30/11/10	4.23%	4.01%	4.83%	4.87%	5.41%	5.53%	5.53%	6.05%
01/12/10	4.23%	4.01%	4.85%	4.84%	5.38%	5.50%	5.81%	6.02%

PRIMARY MARKET RATES

Last Primary Market Rates							
	au. date	maturity	avg price	avg yield	supply	demand	sold
52W TB	10/09/27	11/09/27	96.189	3.92%	600	1150	580
OK0113	10/12/01	13/01/26	90.550	4.80%	4000	9322	4076
PS0416	10/10/13	16/04/25	99.300	5.14%	3000	3414	2491
DS1020	10/09/15	19/04/25	98.383	5.46%	3000	8953	3000

FX VOLATILITY

date	USD/PLN 0-delta straddle				25-delta RR		25-delta FLY	
	1M	3M	6M	1Y	1M	1Y	1M	1Y
25/11/10	17.35	18.05	18.55	19.20	2.70	4.20	0.65	0.88
26/11/10	17.90	18.45	18.95	19.40	2.75	4.30	0.65	0.87
29/11/10	18.30	18.85	19.10	19.40	3.05	4.50	0.65	0.88
30/11/10	19.55	19.95	20.15	20.15	3.40	4.75	0.65	0.88
01/12/10	19.25	19.70	20.05	20.20	3.40	4.75	0.65	0.88

PLN SPOT PERFORMANCE

PLN spot performance			
date	USD/PLN	EUR/PLN	bias
25/11/10	2.9881	3.9747	-18.8%
26/11/10	3.0363	4.0248	-17.7%
29/11/10	3.0441	4.0278	-17.5%
30/11/10	3.1308	4.0734	-16.0%
01/12/10	3.0753	4.0205	-17.3%

Note: parity on 11/04/00 – USD= 4.3806, EUR=4.2196, basket share 50:50
Mid-market volatility of vanilla option strategies

Contact Details**BRE BANK SA**

**Ul. Senatorska
18
00-950 Warszawa
P.O. Box 728
Poland**

**Reuters Pages:
BREX, BREY,
and BRET**

Bloomberg: BRE

**SWIFT:
BREXPLPW**

www.brebank.pl

Forex (BREX) - FX Spot & Options

Marcin Turkiewicz (+48 22 829 01 84) marcin.turkiewicz@brebank.pl
Jakub Wiraszka (+48 22 829 01 73) jakub.wiraszka@brebank.pl
Tomasz Chmielarski (+48 22 829 01 78) tomasz.chmielarski@brebank.pl

Fixed Income (BREP) - FRA, IRS, T-Bonds, T-Bills

Łukasz Barwicki (+48 22 829 01 93) lukasz.barwicki@brebank.pl
Paweł Białczyński (+48 22 829 01 86) pawel.bialczynski@brebank.pl

MM (BREP) - MM

Bartłomiej Małocha, CFA (+48 22 829 01 77) bartlomiej.malocha@brebank.pl
Bogumił Modzelewski bogumil.modzelewski@brebank.pl

Structured Products (BREX)

Jarosław Stolarczyk (+48 22 829 01 67) jaroslaw.stolarczyk@brebank.pl
Jacek Dereziński (+48 22 829 01 69) jacek.derezinski@brebank.pl

Institutional Sales (BRES)

Inga Gaszkowska-Gębska (+48 22 829 12 05) inga.gaszowska-gebska@brebank.pl

Research

Ernest Pytlarczyk, PhD, CFA (+48 22 829 01 66) ernest.pytlarczyk@brebank.pl
Marcin Mazurek (+48 22 829 0183) marcin.mazurek@brebank.pl
Piotr Piękoś (+48 22 829 0185) piotr.piekos@brebank.pl

Financial Markets Department

Phone (+48 22 829 02 03)
Fax (+48 22 829 02 45)

Treasury Department

Phone (+48 22 829 02 02)
Fax (+48 22 829 02 01)

Financial Institutions Department

Phone (+48 22 829 01 20)
Fax (+48 22 829 01 21)

Back Office

Phone (+48 22 829 04 02)
Fax (+48 22 829 04 03)

Custody Services

Phone (+48 22 829 13 50)
Fax

Disclaimer**Distribution and use of this publication**

The review note is based on the information available to the public. This review creates exclusively a marketing information as defined in Paragraph 9 Section 1 of the Decree of Minister of Finance dated November 20, 2009 on procedures and conditions to be followed by investment firms and banks mentioned in Article 70 Section 2 of Law on Trading in Financial Instruments dated July 29, 2005 as well as by custody banks. This review note is provided to you for information purposes only and is not intended as advice on any particular matter or as recommendation, offer or solicitation for purchase or sale of any financial instrument and should not be taken as such. BRE Bank SA, its directors, officers, executives, managers, servants or agents expressly disclaim all liability to any person in respect of any-thing, and in respect of the consequences of anything, done or omitted to be done, wholly or partly, in reliance upon the whole or any part of the contents of this review note. The opinions and estimates contained herein reflect the current judgment of the author(s) on the date of this document and are subject to change without notice. The opinions pointed in review do not necessarily correspond to the opinions of BRE Bank SA. The past performance of financial instruments is not indicative of future results. No assurance can be given that any financial instrument or issuer described herein would yield favourable investment results. BRE Bank and/or its principals or employees may have a long or short position or may transact in the financial instrument(s) and/or securities referred to herein or may trade in such financial instruments with other customers on a principal basis. No client or other reader should act or refrain from acting on the basis on any matter contained in it without taking specific independent professional advice on the particular facts and circumstances in issue. Copyright protection exists in this publication and it may not be, even partially, reproduced or distributed without the prior written agreement with BRE Bank SA.

© BRE Bank 2010. All rights reserved.