

June 6, 2019

Polish Weekly Review

Authors:

Ernest Pytlarczyk, PhD, CFA
chief economist
tel. +48 22 829 01 66
ernest.pytlarczyk@mbank.pl

Marcin Mazurek, PhD
senior analyst
tel. +48 22 829 01 83
marcin.mazurek@mbank.pl

Piotr Bartkiewicz
senior analyst
tel. +48 22 526 70 34
piotr.bartkiewicz@mbank.pl

Maciej Zdrolik
analyst
tel. +48 22 829 02 56
maciej.zdrolik@mbank.pl

Follow us on Twitter:

[@mbank_research](https://twitter.com/mbank_research)

Business contacts:

Department of Financial Markets

Wojciech Dunaj
head of interest rates trading
tel. +48 22 829 07 51
wojciech.dunaj@mbank.pl

Marcin Turkiewicz
head of fx trading
tel. +48 22 829 01 67
marcin.turkiewicz@mbank.pl

Department of Financial Markets Sales

Inga Gaszkowska-Gebska
institutional sales
tel. +48 22 829 01 67
inga.gaszkowska-gebska@mbank.pl

Jacek Jarczyński
head of treasury sales
tel. +48 22 829 15 16
jacek.jarczyński@mbank.pl

mBank S.A.

18 Senatorska St.
00-950 Warszawa
P. O. BOX 728
tel. +48 22 829 00 00
fax. +48 22 829 00 33
<http://www.mbank.pl>

Table of contents

Our view in a nutshell

Economics

- Following Q1 details, we are raising our forecast of Polish GDP in 2019 to 5%.
- Downward inflation surprise.

Fixed income

- Huge rally on POLGBs.

Money market

- And here we go again: rate cuts expected in Poland.

FX market

- Spot – EUR/PLN – during the last days the zloty gained
- Opts: EUR/PLN vol stable, USD/PLN vol higher

page 2

page 3

page 5

page 6

page 7

Comment on the upcoming data and forecasts

On Thursday the NBP will publish balance of payments data for April. We do not expect any significant changes compared to the previous month's publication, with the current account slightly higher than market consensus (our forecast 619 m EUR vs consensus 518 m EUR). Next day Statistics Poland will publish final CPI reading for April. Flash estimate surprised and amounted to 2.3% y/y – lower than both our forecasts and market consensus, mostly due to low dynamics of fuel prices.

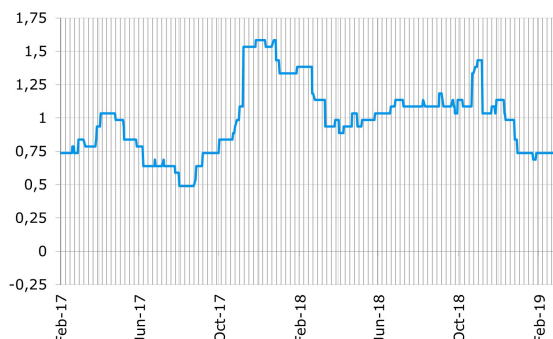
Polish data to watch: May 31st to June 7th

| Publication | Date | Period | mBank | Consensus | Prior |
|-------------------------|-------|--------|-------|-----------|-------|
| Current account (m EUR) | 13.06 | Apr | 619 | 518 | 589 |
| Exports (m EUR) | 13.06 | Apr | 19000 | 19243 | 19654 |
| Imports (m EUR) | 13.06 | Apr | 18500 | 18980 | 19065 |
| Final CPI y/y (%) | 14.06 | May | 2.3 | 2.3 | 2.2 |

Treasury bonds and bills auctions

| Paper | Next auction | Last Offer | Yield on the prev auction (%) | Prev auction |
|--------------------|--------------|------------|-------------------------------|--------------|
| T-bill | - | 700 | 1.500 | 2/22/2017 |
| 2Y T-bond OK0521 | 6/13/2019 | 1000 | 1.598 | 4/25/2019 |
| 5Y T-bond PS0424 | 6/13/2019 | 1800 | 2.224 | 4/25/2019 |
| 10Y T-bond DS1029 | 6/13/2019 | 1000 | 2.890 | 4/25/2019 |
| 30Y T-bond WS0447 | 6/13/2019 | 60 | 3.180 | 4/25/2019 |
| 5Y floater WZ0524 | 6/13/2019 | 1000 | - | 4/25/2019 |
| 10Y floater WZ0528 | 6/13/2019 | 1000 | - | 4/25/2019 |

Reality vs analysts' expectations (surprise index* for Poland)



Comment

Last week Polish surprise index moved one point upward due to the higher, than the flash estimate, final GDP for 1st quarter (4.7% vs 4.6%), but later it came back to the previous levels as a result of lower than expected flash CPI reading (2.3% vs 2.4%). This week the index can move due to the balance of payments and final CPI data.

* Surprise index presents in a synthetic way how the market was surprised by macroeconomic releases (it is constructed on daily basis as weighted average of differences between selected releases and Bloomberg forecast consensus).

Our view in a nutshell

Fundamentals

- Polish economy continues to show great resilience to global slowdown and Polish consumers seem unfazed by pretty much anything. Additionally, private investment finally arrives and public spending cycle seems to be stronger than we expected. It changes the starting point and the durability of investment activity going forward. Therefore we are upgrading GDP forecast to 5.0% in 2019 and 4.0% in 2020 (with upside risk).
- Core inflation is projected to rise steadily. The combination of food prices and base effects are set to push inflation above target in the year's end. The issue of electricity prices will make its comeback in January. Therefore, inflation might accelerate even further at the onset of 2020.
- The MPC is now talking about holding rates steady until 2021 (the end of most members' term) and – given the overall environment (both global and local factors) – we concur. We don't expect any rate changes in Poland in the foreseeable future. The rise in inflation may generate some noise from MPC members, though.
- Increased government transfers and lower taxes presented in February found new sources of financing (revamp of the pension system) and only moderate GG deficits along with falling debt/GDP ratio are secured. Fiscal story returned to positive path in an unambiguous way.

Financial markets

- The PLN proved to be exceptionally resilient in recent months: neither the increase in global rates, nor their subsequent decline and violent repricing of monetary policy expectations managed to break it out of the narrow, 2.5% range vis-à-vis the euro.
- Fiscal stimulation is both a blessing and a curse for the PLN. Over the short term, fiscal stimulus and expectations of a monetary offset should be PLN-positive. New wave of forecast revisions and dovish central banks globally also support PLN strength. However, if no monetary offset arrives and the economy begins to overheat, weaker currency is the only rebalancing mechanism left. For this scenario to play out we need to see inflation. Lots of inflation. With CPI below 2.5% (for now) the story appeals on to speculative minds.

mBank forecasts

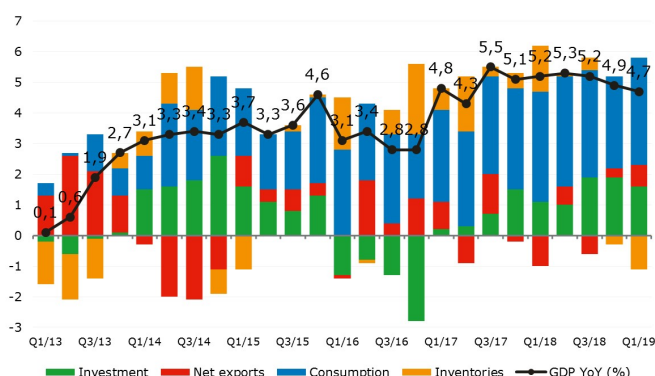
| | 2015 | 2016 | 2017 | 2018 | 2019 F | 2020 F |
|-------------------------------------|------|------|------|------|--------|--------|
| GDP y/y (%) | 3.8 | 3.0 | 4.8 | 5.1 | 5.0 | 4.0 |
| CPI Inflation y/y (average %) | -0.9 | -0.6 | 2.0 | 1.6 | 2.0 | 2.8 |
| General government balance (%GDP) | -2.7 | -2.2 | -1.4 | -0.2 | -0.7 | -1.1 |
| Current account (%GDP) | -0.6 | -0.5 | 0.2 | -0.6 | -1.2 | -1.4 |
| Unemployment rate (end of period %) | 9.8 | 8.2 | 6.6 | 5.9 | 5.5 | 4.9 |
| Repo rate (end of period %) | 1.5 | 1.5 | 1.5 | 1.5 | 1.5 | 1.5 |

| | 2018 Q1 | 2018 Q2 | 2018 Q3 | 2018 Q4 | 2019 Q1 F | 2019 Q2 F | 2019 Q3 F | 2019 Q4 F |
|--------------------------------|---------|---------|---------|---------|-----------|-----------|-----------|-----------|
| GDP y/y (%) | 5.2 | 5.3 | 5.2 | 4.9 | 4.7 | 4.9 | 5.0 | 5.3 |
| Individual consumption y/y (%) | 4.6 | 4.8 | 4.4 | 4.2 | 3.9 | 4.3 | 4.5 | 4.8 |
| Public Consumption y/y (%) | 4.5 | 4.5 | 5.2 | 4.7 | 6.4 | 6.4 | 6.4 | 6.4 |
| Investment y/y (%) | 9.6 | 6.0 | 11.3 | 8.2 | 12.6 | 10.0 | 8.0 | 7.0 |
| Inflation rate (% average) | 1.5 | 1.7 | 1.9 | 1.4 | 1.2 | 2.3 | 2.1 | 2.5 |
| Unemployment rate (% eop) | 6.6 | 5.9 | 5.7 | 5.9 | 5.9 | 5.4 | 5.3 | 5.5 |
| NBP repo rate (% eop) | 1.50 | 1.50 | 1.50 | 1.50 | 1.50 | 1.50 | 1.50 | 1.50 |
| Wibor 3M (% eop) | 1.70 | 1.70 | 1.72 | 1.72 | 1.72 | 1.72 | 1.72 | 1.72 |
| 2Y Polish bond yields (% eop) | 1.49 | 1.63 | 1.56 | 1.35 | 1.69 | 1.33 | 1.35 | 1.37 |
| 10Y Polish bond yields (% eop) | 3.18 | 3.22 | 3.24 | 2.83 | 2.84 | 2.85 | 2.96 | 3.12 |
| EUR/PLN (eop) | 4.21 | 4.37 | 4.28 | 4.29 | 4.30 | 4.30 | 4.25 | 4.25 |
| USD/PLN (eop) | 3.42 | 3.74 | 3.69 | 3.74 | 3.84 | 3.77 | 3.70 | 3.66 |
| F - forecast | | | | | | | | |

Economics

Following Q1 details, we are raising our forecast of Polish GDP in 2019 to 5%.

According to the second estimate of Q1 GDP, Polish economy grew by 4.7% y/y in the first quarter, a tad stronger than the initial estimate of 4.6% y/y (historically, this has happened in 1/3 of cases), above market consensus of 4.4% y/y, but in line with our forecast. Compared to the previous quarter, GDP rose by 1.5% q/q, confirming that the economy started the year with strong momentum – we remind our readers that weighted average of industrial and construction output rose by almost 4% q/q in the first three months of the year.



The structure of growth is generally consistent with our expectations, but we were surprised by the extent to which its components accelerated / decelerate. Private consumption slowed down from 4.2 to 3.9% y/y (our forecast 4.1% y/y), which matches the drop in consumer sentiment at the turn of the year and the year-long downtrend in retail sales. The same factors which led to slower consumption growth, should now work in reverse, implying that the Q1's result might mark a local low. The rebound in consumer sentiment, the roll-out of fiscal stimulus and sharply higher retail sales growth in April all suggest that consumption growth is set to return above 4% in Q2 already. Private consumption slowdown was easily offset by public consumption – here we did not appreciate the extent to which higher budgetary expenditures (including public sector wage hikes coming into force in Q1) foreshadowed the acceleration in public consumption. Its final result (6.4% y/y) was above expectations. As for investment, our already optimistic forecast (7.5% y/y) proved to be far too conservative, as investment rose by 12.6% y/y (fastest since 2015Q1). The nature of this acceleration should be obvious given the smashing result of corporate investment (above 20%), driven to a large extent by private investment spending. With public investment slowing down, private companies stepped in to fill the gap. Finally, inventory change subtracted 1.1 p.p. from annual GDP growth, while net exports added 0.7 p.p. The latter has been baked in for many weeks after the release of monthly balance of payments data.

The second quarter is somewhat of a conundrum due to the divergence between hard (implying 5% growth) and soft data (4.4% growth). May data from industry and construction and June business sentiment indices are holding the key to reconciliation of the two numbers. Regardless of Q2 precise figure (we won't know it until August anyway), the structure of Q1 growth should be a basis for another round of forecast up-

grades for Poland. To sum up, what disappointed and slowed down growth in Q1 was transitory (individual consumption), what surprised and boosted GDP growth was more permanent (public consumption and private investment). In light of the above we decided to raise our forecasts for 2019, from 4.5 to 5.0% y/y. From the MPC's point of view, this might paradoxically be a comfortable result for the MPC. High investment growth will placate those who saw publically-driven investment cycle as one of lower quality and, through higher potential growth, lower the output gap and core inflation at the end of the forecast horizon. Thus, new NBP projections will show a transitory increase in inflation and slowing core CPI. The hawks might be growing restless due to higher inflation, but consensus is set to remain solid.

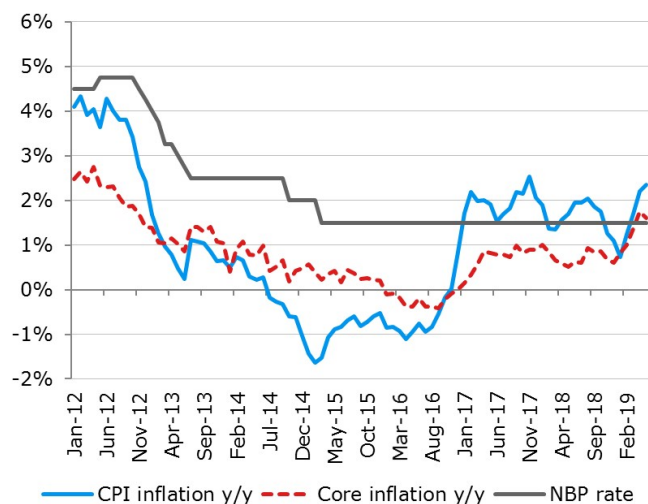
Downward inflation surprise.

Inflation in May amounted to 2.3%, which is lower than the consensus estimate, and only marginally higher than the April reading. Again, the surprise comes from the low and odd estimate of fuel prices: only 1.2% m/m. Cumulative difference between our model and prices presented by Statistics Poland from the last 2 months equals 2.5 pp. We assume that the Statistics Poland might have changed the method of collection or calculation of fuel prices.

Divergence between our forecast and actual fuel prices (as quoted by GUS), pp. mom



Another element of the lower reading is decrease of energy prices (-0.1% m/m) and lower than expected (but still higher than in the last month) food price change (1.4% m/m). Finally core inflation can be estimated at 1.6% y/y, based on the residual. It seems that the reduction in roaming prices was higher than we expected (alternatively a rebound in transport and tourism prices was stronger than assumed). If so, it is hard to expect change in the upward trend in this category, as the decrease in price growth results from categories prone to one-time surprises.



Lower than expected inflation reading makes MPC's situation more comfortable. Council waited the period of higher reading out without any hesitation or change in rhetoric. June meeting did not differ, the Council maintains the paradigm of non-inflationary Polish growth and keeps the path of interest rates expectations flat.

Fixed income

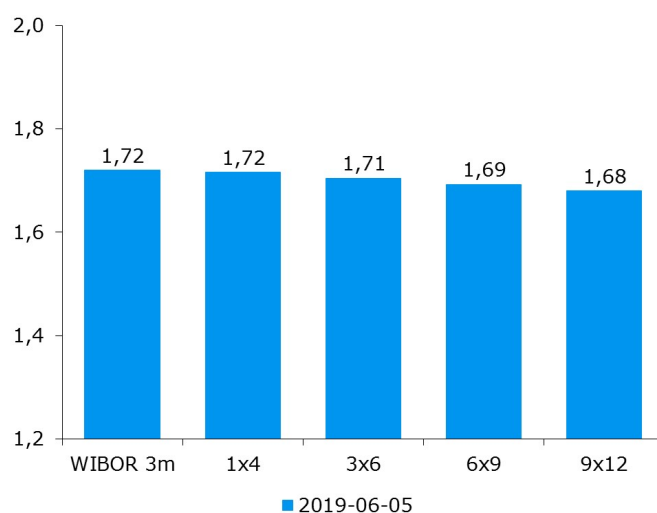
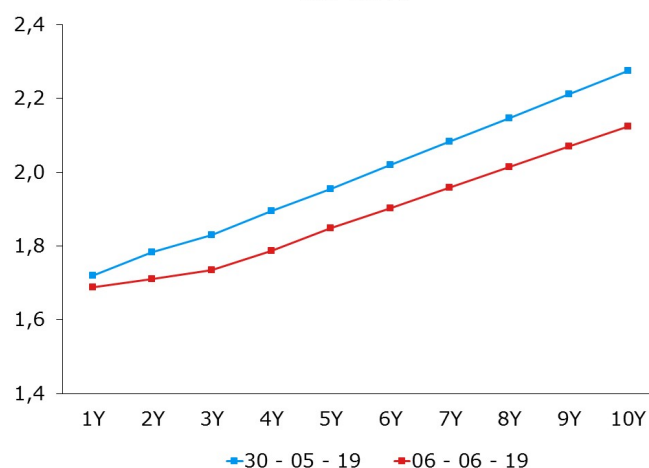
Huge rally on POLGBs.

Extremely strong market during whole week. Huge rally on Polish rates (25 bps) was driven mainly by core markets and lower than expected inflation reading in Poland (2.3 vs 2.4 exp). In our opinion market participants expected much stronger reading (more than 2.5) what finally leads to stop losses on the 2Y IRS at 1.72-1.74 and in result we started to discount rate cuts in Poland in the middle of 2020.

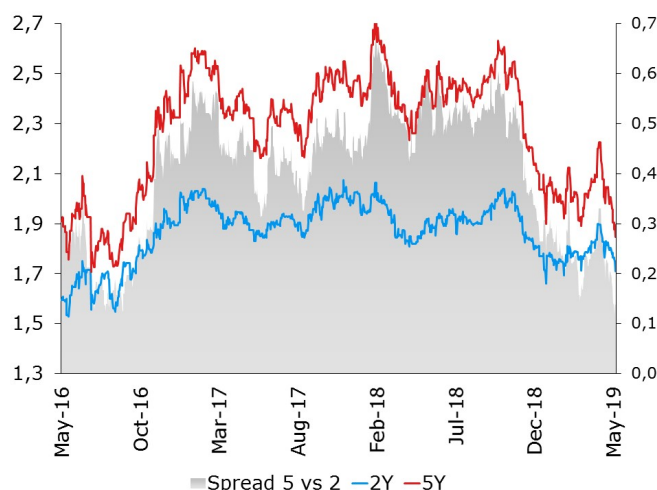
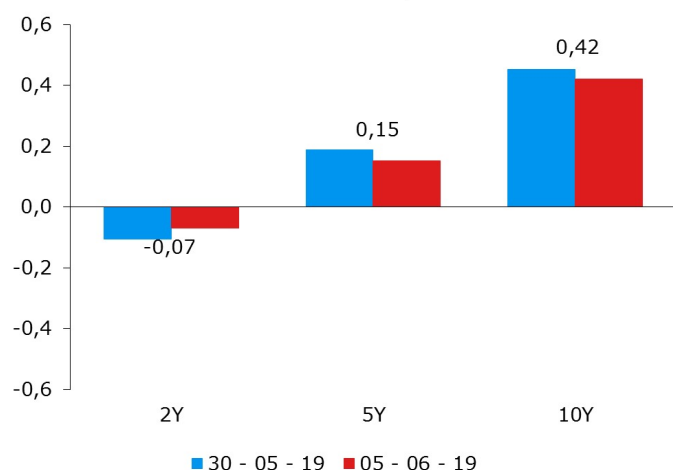
PS0424/5y is 12bps, WS0428/10y is 28bps. PS0424/WS0428 is 45bps. WS0428/Bund is 260bps.

DS1020 is trading at 1.50% , PS0424 is trading at 1.96% and WS0428 is trading at 2.42%.

IRS curve



Asset swaps



Money market

And here we go again: rate cuts expected in Poland.

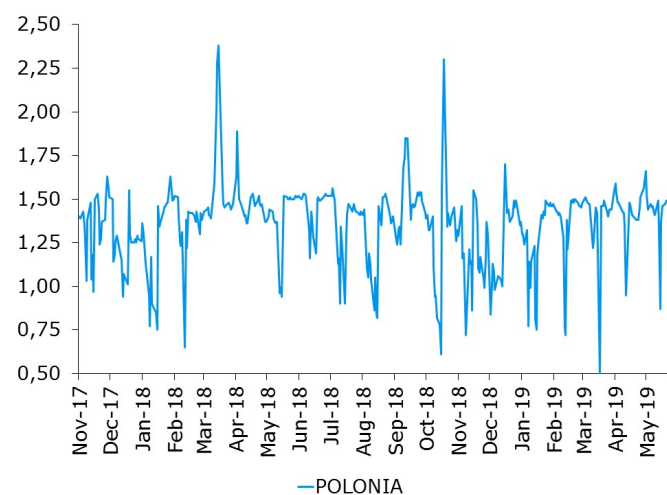
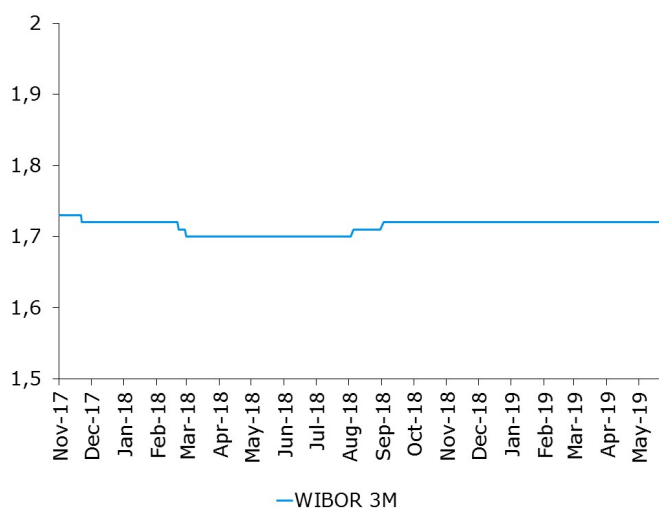
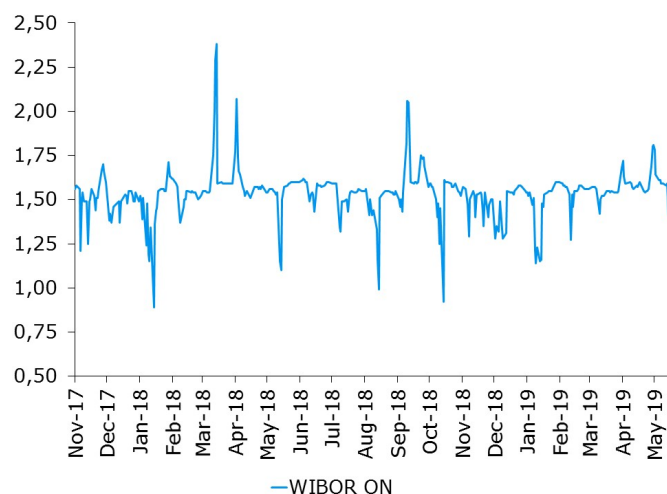
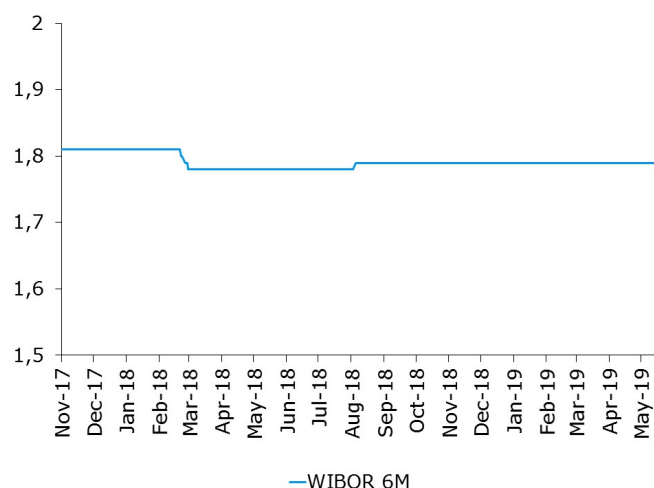
Rally on POLGBs lasted for the whole last week. Slight miss in CPI print added fuel to rally driven by core markets. We took out many month lows on swaps triggering stop losses. Its hard to belive we will see cuts in Poland where GDP is reaching 5% , wages are growing at 7% and CPI is on rising trajectory. Nontheles market is pricing already some with 2y swap trading 7bp below wibor.

Start of the month stabilizes ON around reference rate. What is worth mentioning, we are seeing more and more interest in longer term REPOs. People are looking for 1-2 month funding.

Ref rate vs Polonia averages:

30 day 8 bp

90 day 12 bp



Forex

Spot – EUR/PLN – during the last days the zloty gained

The EUR/PLN fell for the sixth session in a row benefiting from stronger than forecasts polish GDP and the rising of EURUSD. These factors were positive for PLN. As a result, EURPLN fell to 4.2725 from 4.2940 and USDPLN to 3.7870 from 3.8570. The meeting of the ECB was not as dovish as expected but still dovish. PLN held to its gains despite higher EURUSD. However, USDPLN did not put 3.85 to test but fell.

Opts: EUR/PLN vol stable, USD/PLN vol higher Realized volatility of the EUR/PLN is still on the move down, but the implied volatility seems to have found its equilibrium at current levels as the curve has not changed much for weeks. 1 month EUR/PLN atm is today at 3.3% (unchanged from last week), 3 months is at 3.55% (0.1% lower), 1 year is at 4.3% (0.05% lower). Completely different situation is on USD/PLN. The roller coaster on EURUSD causes the demand for USD/PLN gamma and vega, especially in the front end of the curve. The currency spread (difference of USD/PLN minus EUR/PLN) is higher over 1% - 0.25% depending on the maturity.

Short-term forecasts

Main supports / resistances:

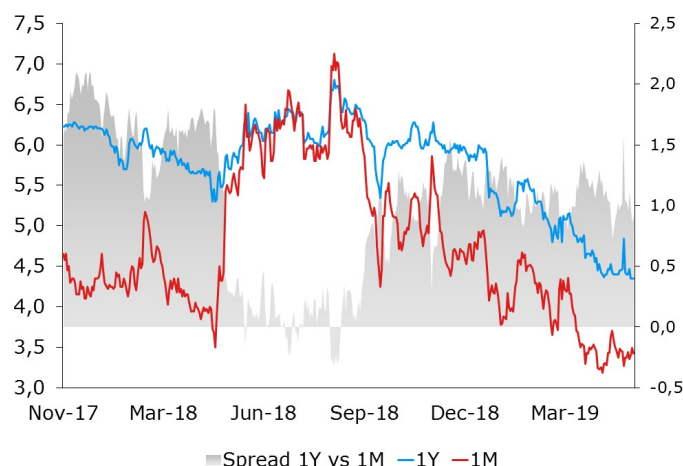
EUR/PLN: 4.2600 / 4.3400

USD/PLN: 3.6000 / 3.9000

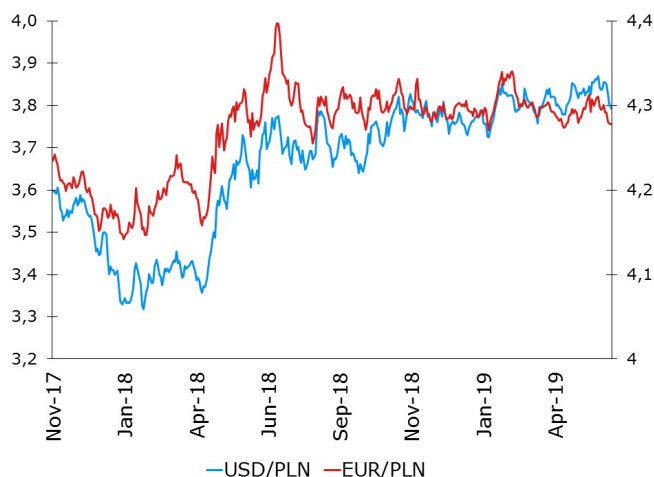
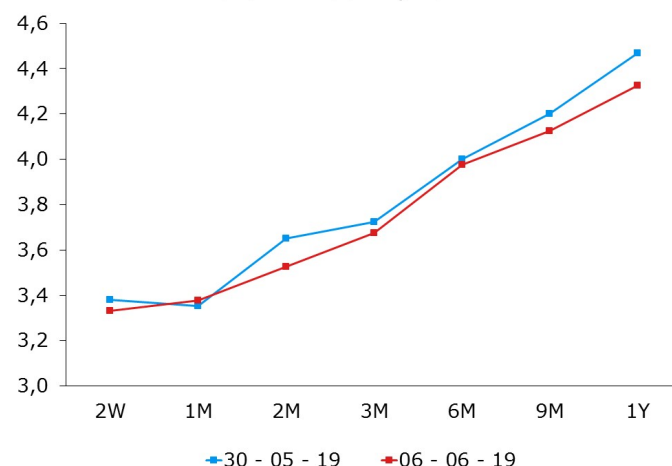
Spot - buy on dips

It seems the zloty will be still influenced by signals from the global markets and EURUSD reaction. In our opinion, the space for further increases in EURUSD may be limited and it will affect the zloty. Generally, we still believe in range trading in EUR/PLN. Our strategy is unchanged, playing the range 4.27-4.32, ideally from the short PLN side.

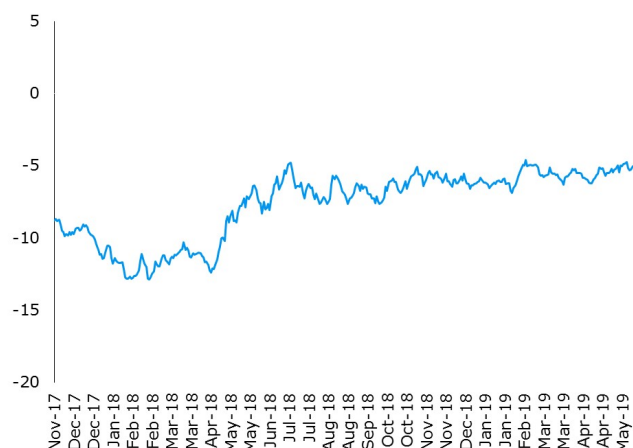
EURPLN volatility



EUR/PLN volatility curve



Bias from the old parity (%)



Market prices update

| Money market rates (mid close) | | | | | | | | FRA rates (mid close) | | | | |
|--------------------------------|---------|----------|---------|----------|---------|----------|------|-----------------------|------|------|-------|------|
| Date | FXSW 3M | WIBOR 3M | FXSW 6M | WIBOR 6M | FXSW 1Y | WIBOR 1Y | 1x4 | 3x6 | 6x9 | 9x12 | 12x15 | 6x12 |
| 5/30/2019 | 1.90 | 1.72 | 1.78 | 1.69 | 1.97 | 1.76 | 1.72 | 1.72 | 1.73 | 1.73 | 1.73 | 1.79 |
| 6/2/2019 | 1.71 | 1.72 | 1.78 | 1.69 | 1.97 | 1.76 | 1.72 | 1.72 | 1.72 | 1.72 | 1.71 | 1.78 |
| 6/3/2019 | 1.68 | 1.72 | 1.77 | 1.69 | 1.97 | 1.76 | 1.72 | 1.72 | 1.71 | 1.72 | 1.70 | 1.77 |
| 6/4/2019 | 1.57 | 1.72 | 1.80 | 1.69 | 1.83 | 1.76 | 1.72 | 1.72 | 1.73 | 1.72 | 1.70 | 1.78 |
| 6/5/2019 | 1.64 | 1.72 | 1.72 | 1.69 | 1.91 | 1.76 | 1.72 | 1.71 | 1.69 | 1.68 | 1.66 | 1.75 |

| Last primary market rates | | | | | | | |
|---------------------------|-----------|------------|------------|------------|--------|--------|------|
| Paper | Au. date | Maturity | Avg. price | Avg. yield | Supply | Demand | Sold |
| 32W TB | 2/22/2017 | 8/30/2017 | 99.21 | 1.50 | 700 | 1832 | 726 |
| OK0521 | 4/25/2019 | 5/25/2021 | 96.77 | 1.60 | 1000 | 1260 | 1010 |
| PS0424 | 4/25/2019 | 4/25/2024 | 101.28 | 2.22 | 1800 | 2766 | 1896 |
| DS1029 | 4/25/2019 | 10/25/2029 | 98.72 | 2.89 | 1000 | 1598 | 923 |

| Fixed income market rates (closing mid-market levels) | | | | | | | | |
|---|----------|-----------|--------|--------|--------|--------|---------|--------|
| Date | 1Y WIBOR | 1Y T-bill | 2Y IRS | OK0720 | 5Y IRS | PS0423 | 10Y IRS | WS0428 |
| 5/30/2019 | 1.760 | 1.535 | 1.783 | 1.677 | 1.955 | 2.142 | 2.275 | 2.728 |
| 6/2/2019 | 1.760 | 1.536 | 1.765 | 1.666 | 1.905 | 2.108 | 2.208 | 2.649 |
| 6/3/2019 | 1.760 | 1.531 | 1.760 | 1.676 | 1.878 | 2.085 | 2.183 | 2.630 |
| 6/4/2019 | 1.760 | 1.525 | 1.750 | 1.678 | 1.895 | 2.077 | 2.195 | 2.623 |
| 6/5/2019 | 1.760 | 1.536 | 1.710 | 1.640 | 1.848 | 2.000 | 2.125 | 2.547 |

| EUR/PLN 0-delta stradle | | | | | 25-delta RR | | 25-delta FLY | |
|-------------------------|------|------|------|------|-------------|------|--------------|--|
| Date | 1M | 3M | 6M | 1Y | 1M | 1Y | 1Y | |
| 5/30/2019 | 3.35 | 3.73 | 4.00 | 4.47 | 4.47 | 1.45 | 0.49 | |
| 6/2/2019 | 3.40 | 3.70 | 3.99 | 4.35 | 4.35 | 1.45 | 0.49 | |
| 6/3/2019 | 3.49 | 3.70 | 4.00 | 4.35 | 4.35 | 1.42 | 0.50 | |
| 6/4/2019 | 3.43 | 3.61 | 3.99 | 4.35 | 4.35 | 1.40 | 0.50 | |
| 6/5/2019 | 3.38 | 3.68 | 3.98 | 4.33 | 4.33 | 1.41 | 0.50 | |

| PLN Spot performance | | | | | | |
|----------------------|--------|--------|--------|--------|--------|--------|
| Date | EURPLN | USDPLN | CHFPLN | JPYPLN | HUFPLN | CZKPLN |
| 5/30/2019 | 4.2919 | 3.8548 | 3.8196 | 3.5136 | 1.3186 | 0.1661 |
| 6/2/2019 | 4.2916 | 3.8498 | 3.8294 | 3.5387 | 1.3207 | 0.1661 |
| 6/3/2019 | 4.2809 | 3.8292 | 3.8411 | 3.5363 | 1.3198 | 0.1656 |
| 6/4/2019 | 4.2788 | 3.8041 | 3.8267 | 3.5176 | 1.3290 | 0.1661 |
| 6/5/2019 | 4.2782 | 3.7929 | 3.8234 | 3.5038 | 1.3299 | 0.1666 |

Disclaimer

Note that research@mbank.pl is an e-mail address used exclusively for the distribution of mBank's publications. We advise to reply and send feedback directly to their authors.

The document has been drafted at the Investor Relations, Group Strategy and Macro Research Department of mBank S.A. for the purpose of promotion and advertising in line with article 83c of the Act on Trading in Financial Instruments (Journal of Laws of 2017, item 1768, as amended). The document does not constitute investment research or marketing communication within the meaning of Commission Delegated Regulation (EU) 2017/565 of 25 April 2016 supplementing Directive 2014/65/EU of the European Parliament and of the Council as regards organisational requirements and operating conditions for investment firms and defined terms for the purposes of that Directive. The document does not constitute investment advice, nor is it an offer within the meaning of Article 66 (1) of the Polish Civil Code.

The document has been drafted based on the authors' best knowledge, supported by information from reliable market sources. All assessments herein reflect outlooks as at the date of issue of this material and may be subject to change at the discretion of the authors without prior notification. Quotations presented herein are average closing levels of the interbank market from the previous day, they are obtained from information services (Reuters, Bloomberg) and serve information purposes only. Distribution or reprint of the full text or a part of it is allowed only upon obtaining a prior written consent of its authors.

©mBank 2019. All rights reserved.